

BRAYDON FOREST

RINGING REPORT

1st April 2025 / 31st March 2026

CONTENTS:

		<i>Page No.</i>
List of Tables		3
List of Figures		4
Introduction		4
The Sites		5
Site Reports	The Firs	6
	Ravensroost Wood	12
	Ravensroost Meadows	17
	Somerford Common	21
	Red Lodge Estate	27
	Webb's Wood	31
	Blakehill Farm	36
Braydon Forest	Consolidated Report	42
Braydon Forest Discussion	Catch Summary	48
	Breeding Summary	49
	Movement between sites	50
	Movement In and Out of the Forest	50
	Longevity of Birds in the Forest	51
Issues		51
Acknowledgements		51
Bibliography		52
Appendix 1:	Binomial classification of birds in the report	53

LIST OF TABLES:

Page

1. Birds ringed in the Firs in the period	7
2. Birds retrapped in the Firs in the period	8
3. The Firs session statistics by year	8
4. Birds ringed in the Firs by year	9
5. Individual birds processed in the Firs by year	9
6. Breeding adults by year in the Firs	10
7. Juvenile birds ringed by year in the Firs	10
8. Birds ringed in Ravensroost Wood in the period	13
9. Birds retrapped in Ravensroost Wood in the period	13
10. Ravensroost Wood session statistics by year	13
11. Birds ringed in Ravensroost Wood by year	14
12. Individual birds processed in Ravensroost Wood by year	14
13. Breeding adults by year in Ravensroost Wood	15
14. Juvenile birds ringed by year in Ravensroost Wood	15
15. Birds ringed in Ravensroost Meadows in the period	18
16. Ravensroost Meadows session statistics by year	18
17. Birds ringed in Ravensroost Meadows by year	18
18. Breeding adults by year in Ravensroost Meadows	19
19. Juvenile ringed by year in Ravensroost Meadows	19
20. Net Setup and Usage at Somerford Common	20
21. Birds ringed at Somerford Common in the period	23
22. Birds retrapped at Somerford Common in the period	23
23. Somerford Common session statistics by year	24
24. Birds ringed at Somerford Common by year	24
25. Individual birds processed at Somerford Common by year	25
26. Breeding adults by year at Somerford Common	25
27. Juvenile birds ringed by year at Somerford Common	26
28. Birds ringed at Red Lodge in the period	27
29. Birds retrapped at Red Lodge in the period	28
30. Red Lodge session statistics by year	28
31. Birds ringed at Red Lodge by year	28
32. Individual birds processed at Red Lodge by year	29
33. Breeding adults by year at Red Lodge	29
34. Juvenile birds ringed at Red Lodge by year	30
35. Birds ringed in Webb's Wood in the period	32
36. Birds retrapped in Webb's Wood in the period	33
37. Webb's Wood session statistics by year	33
38. Birds ringed in Webb's Wood by year	33
39. Individual birds processed in Webb's Wood by year	34
40. Breeding adults by year in Webb's Wood	34
41. Juvenile birds ringed in Webb's Wood by year	35
42. Birds ringed at Blakehill Farm in the period	37
43. Birds retrapped at Blakehill Farm in the period	37
44. Blakehill Farm session statistics by year	37
45. Birds ringed at Blakehill Farm by year	38
46. Individual birds processed at Blakehill Farm by year	39
47. Breeding adults by year at Blakehill Farm	40
48. Juvenile birds ringed at Blakehill Farm by year	41
49. Summary of birds ringed in the Braydon Forest by year	42
50. Summary of birds retrapped in the Braydon Forest by year	44
51. Summary of individual birds processed in the Braydon Forest by year	45
52. Adult birds in breeding condition in the Braydon Forest by year	46
53. Juveniles ringed in the Braydon Forest by year	47
54. Braydon Forest consolidated session statistics by year	49
55. Breeding Summary in the Braydon Forest	50
56. Movements between sites within the Braydon Forest	50
57. Birds controlled, ringed or recovered in the Braydon Forest	50
58. Birds caught in the Forest approximately 4 years or older	51

LIST OF FIGURES

	Page
1. Braydon Forest	5
2. The Firs	6
3. Ravensroost Wood	12
4. Sparrowhawk, <i>Accipiter nisus</i>	16
5. Male Firecrest, <i>Regulus ignicapilla</i>	17
6. Ravensroost Meadow Pond	17
7. Juvenile Redstart, <i>Phoenicurus phoenicurus</i>	20
8. Somerford Common West	21
9. Somerford Common East 1	22
10. Somerford Common East 2	22
11. Red Lodge	27
12. Webb's Wood Ringing Areas	31
13. Webb's Wood Area 1	31
14. Webb's Wood Area 2	32
15. Blakehill Farm	36
16. Juvenile Kestrel, <i>Falco tinnunculus</i>	42
17. Average numbers processed, ringed and retrapped by period	48
18. Number of species caught by period	48
19. Redstart, <i>Phoenicurus phoenicurus</i>	49
20. Lapwing chick, <i>Vanellus vanellus</i>	51

INTRODUCTION:

This annual report covers the period 1st April 2025 to 31st March 2026 detailing activities and results from six sites within the Braydon Forest. As with the previous reports, it attempted to cover the spring migration, breeding season, autumn migration, winter migration and over-winter periods in a single report. This year was significantly affected by the weather, particularly there seemed to be far more wind this year than in previous years. This forced us to carry out fewer sessions in our open areas than wanted.

There has also been some change to the structure of my team. The team this year comprised David, Miranda, Laura, Adam and Ellie L for the bulk of the season, with Pete joining since the start of November 2025. Mark and Daniel were regular helpers throughout the year, and much appreciated. I have, rather shamefully, left out David's dad, Trevor, who has helped us take down and clear away on every session that David attended. Rosie changed jobs at the beginning of the year, joining the Herefordshire Wildlife Trust, and has spent her ringing time processing the odd Hawfinch and I am not at all jealous!!!

As usual each individual site surveyed within the boundaries of the Braydon Forest has its own section. Except where otherwise indicated, each section contains seven main tables:

- * Ringing session data, showing numbers of birds ringed by species by session.
- * Ringing session data, showing numbers of birds recaptured by species by session. Whereas ringed birds are an absolute number, retrapped birds are any bird taken in a session which is already ringed. These birds could be retrapped multiple times over the course of the year but are counted only once per session in which they are caught.
- * Basic comparative statistics so that the year on year effort and results can be better interpreted
- * Comparison of number of birds ringed year-on-year
- * Comparison of number of individual birds processed year-on-year. It counts the number of birds ringed plus counts each retrapped bird from previous years, once for each year it appears.
- * Comparison year-on-year of the number of individual adult birds in breeding condition trapped. This is a count of every new adult ringed that is in breeding condition plus a count, once each, of any adults retrapped in breeding condition. i.e. A true count of the number of individual adults in breeding condition on the site. Adult birds' breeding condition is defined as either having a brood patch (females – and some *Sylvia* warblers) or a cloacal protuberance (males).
- * Birds fledged in this breeding season that have been ringed on each site. This year I have decided to amalgamate the juvenile records for codes 3 and 3J, as it is an artificial construct, with 3J applying solely to Passerines. Which means that a recently fledged Blue Tit is 3J but an equally recently fledged Kingfisher would be coded as a 3.
- * Long-tailed Tits breed early and both adults and fledglings undergo a full post-breeding moult into adult plumage, making it nearly impossible to distinguish age beyond the end of August, usually earlier. The same applies to the Nuthatch and House Sparrow after the end of September. Some of both species ringed were probably birds fledged in the breeding season of the year in question but not identified as such.

Tables are restricted to the last 10 years. As before, for this report I have stuck to vernacular names and included their classification in Appendix 1. On that note, the BTO have finally accepted the reclassification of Redpoll so that there is sub-specific differentiation between Common, Mealy, Lesser and Arctic Redpoll, but not at the species level. I have changed the report to reflect this. They are all now *Acanthis flammea*.

THE SITES:

The sites are:

Wiltshire Wildlife Trust: Ravensroost Woods and Meadows, the Firs and Blakehill Farm.

Forestry Commission: Somerford Common, Red Lodge and Webb's Wood

Supplementary feeding stations were established between November and mid-March. As before, Blakehill Farm never does have feeding stations set. The changes in the Firs meant that I tried a feeding station in November which the birds failed to find! As a result, I didn't try again until the ringing demonstration in February. The feeding stations were replenished at least once per week. Sites being ringed had the feeding stations topped up one or two days prior to the session.

Sound lures for target species were used outside of the breeding season. These were primarily for migrant warblers, crests, winter visitors and Marsh Tit.

This first map shows the spatial relationship between the sites, including Blakehill Farm.

Fig 1: Braydon Forest



The Firs

This year we changed the layout slightly, to take advantage of the changes we had noted since the reserve has settled down after the Ash die-back removal work. We carried out visits on the following dates 24th April, 22nd May, 25th June, 30th July, 8th and 23rd September, 30th October, 15th November, 31st December 2025, 28th January, 25th February, 14th and 23rd March 2026.

Fig 2: The Firs



Rides 1 to 4 inclusive comprised 5-shelf nets, ride 5 used 4-shelf nets.

1. 2 x 18m
2. 3 x 18m
3. 1 x 18m + 1 x 12m
4. 2 x 18m
5. 2 x 18m

SITE REPORT: The Firs

Table 1: Birds ringed in the Firs in the period:

Species	24/04	22/05	25/06	30/07	08/09	23/09	30/10	15/11	31/12	28/01	25/02	14/03	28/03	Totals
Great Spotted Woodpecker				1	1				1			1		4
Nuthatch			3					1			2		2	8
Treecreeper	1					1						1		3
Blue Tit	2		14	2	26	12	10	45	27	14	18	10		180
Great Tit		1	2	5	11	4	2	8	8		9	3	1	54
Coal Tit			1			2		1			1			5
Marsh Tit			3								2			5
Long-tailed Tit	1		1	1	1	8		8	2		4	3		29
Wren	1	1	5	2			4				3		1	17
Dunnock			1	1	1	1		1			3			8
Spotted Flycatcher			1											1
Robin			5	2	3	1	2	3	1	2				19
Redwing									1	2				3
Song Thrush	1									1				2
Blackbird	1	2	1						2	1				7
Blackcap	7	2	13	10	11	2								45
Garden Warbler		1	1											2
Chiffchaff		2	6	3	15	4	1					1	1	33
Willow Warbler	2													2
Goldcrest				1	1	5	3	4						15
Chaffinch		2	2					2	6	3	6	1		22
Redpoll										1	1			2
Bullfinch	1													1
Total Ringed	17	11	59	28	70	40	22	73	48	24	50	20	5	467
No. of Species	9	7	15	10	9	10	6	9	8	7	10	7	4	23

Table 2: Birds retrapped in the Firs in the period:

Species	24/04	22/05	25/06	30/07	08/09	23/09	30/10	15/11	31/12	28/01	25/02	14/03	28/03	Totals
Great Spotted Woodpecker			1						1		1	1		4
Nuthatch					2				1		2			5
Treecreeper												1		1
Blue Tit	1					4	6	22	38	14	17	15	2	119
Great Tit				1	1	1		8	9	3	7	10	1	41
Coal Tit								3	1	3		1		8
Marsh Tit					1	1	1	1	3			2		9
Long-tailed Tit					1	1	1	1		1	2	1		7
Wren	1		1		1	1	1	1		1		1	2	10
Dunnock	2		2				2		2		1	2	1	12
Robin				1		2	1	1	4					10
Blackbird			3					1			1			5
Blackcap	1	2											1	4
Garden Warbler				1										1
Chiffchaff	1	3	1		1									6
Willow Warbler		1												1
Goldcrest		1					1		1	1				6
Chaffinch								1	1			1		3
Total Retrapped	6	7	8	3	7	10	13	40	61	23	31	36	7	252
No. of Species	5	4	5	3	6	6	7	9	10	6	7	10	5	18

Table 3: The Firs session statistics by year:

	15/16	16/17	17/18	18/19	19/20	20/21	21/22	22/23	24/25	25/26
No. of Sessions	3	7	6	7	9	8	11	2	9	13
No. of Species Caught	14	20	19	17	21	18	22	13	24	23
Total Ringed	46	172	180	188	287	216	226	73	325	467
Total Retrapped	14	91	103	119	165	123	156	19	82	252
Total Processed	60	263	283	307	452	339	382	92	408	719
Av. No. Ringed	15.3	24.6	30.0	26.9	31.9	24.0	20.6	36.5	36.1	35.9
Av. No. Retrapped	4.7	13.0	17.2	17.0	18.3	13.7	14.2	9.5	9.1	19.4
Av. No. Processed	20.0	37.6	47.2	43.9	50.2	37.7	34.8	46.0	45.2	55.3

Table 4: Birds ringed in the Firs by year:

Species	15/16	16/17	17/18	18/19	19/20	20/21	21/22	22/23	24/25	25/26	Totals
Great Spotted Woodpecker		1	2		1	3	1		1	4	13
Nuthatch		2	6	3	2	6	2		6	8	35
Treecreeper	1	3	3	3	3	3	5	2	5	3	31
Jay			1				1		1		3
Blue Tit	9	38	83	91	110	58	82	14	93	180	758
Great Tit	9	35	18	38	51	48	36	8	24	54	321
Coal Tit	1	8	9	5	12	2	4	1	5	5	52
Marsh Tit	2	3	3	1	4	2		4	3	5	27
Long-tailed Tit		1	2	10	20	2	7	10	28	29	109
Wren	4	13	9	13	15	9	16	4	21	17	121
Dunnock			3	1	1		3		8	8	24
Spotted Flycatcher		2			2					1	5
Robin	3	23	13	6	11	32	12	11	23	19	153
Redwing	1	6		2	1	1	7		4	3	25
Song Thrush		1	4		2	4	5	1	5	2	24
Blackbird	2	8	8	2	8	9	10	3	8	7	65
Blackcap	3	7	7	4	9	13	11	2	31	45	132
Garden Warbler					1				3	2	6
Chiffchaff		13	2	2	11	6	5	8	30	33	110
Willow Warbler					1		1		3	2	7
Goldcrest	11	3	4	5	19	9	9	5	9	15	89
Chaffinch		2	1	2	3	7	2		6	22	45
Goldfinch		1							2		3
Redpoll		2					2			2	6
Siskin									3		3
Bullfinch			2			2	5		2	1	12
Total Ringed	46	172	180	188	287	216	226	73	325	467	2179
Number of Species	11	20	19	16	21	18	21	13	24	23	26

Table 5: Individual birds processed in the Firs by year:

Species	15/16	16/17	17/18	18/19	19/20	20/21	21/22	22/23	24/25	25/26	Totals
Great Spotted Woodpecker		1	3	2	2	5	3		1	5	22
Nuthatch		4	6	5	2	7	4		7	10	45
Treecreeper	2	4	4	3	3	3	6	3	5	4	37
Jay			1				1		1		3
Blue Tit	13	48	97	114	145	77	102	18	101	198	913
Great Tit	10	45	36	50	66	62	55	14	28	61	427
Coal Tit	1	10	17	8	13	5	6	1	5	5	71
Marsh Tit	2	4	4	3	5	3	2	5	4	8	40
Long-tailed Tit	1	3	2	10	21	6	7	11	28	28	117
Wren	5	13	10	15	16	11	17	5	22	16	130
Dunnock			3	1	1		3		8	10	26
Spotted Flycatcher		2			2					1	5
Robin	4	26	16	8	15	32	17	14	25	19	176
Redwing	1	6		2	1	1	7			3	21
Song Thrush	1	1	4		2	4	5	2	5	2	26
Blackbird	2	8	9	3	9	10	12	4	10	10	77
Blackcap	5	7	9	4	10	13	11	2	31	48	140
Garden Warbler					1				3	2	6
Chiffchaff		13	4	2	11	6	6		30	36	108
Willow Warbler					1		1		3	2	7
Goldcrest	11	3	4	5	24	11	9	5	9	17	98
Chaffinch	1	3	1	2	3	8	2		6	24	50
Goldfinch		1							2		3
Redpoll		2					2			2	6
Siskin									3		3
Bullfinch			2			2	5		2	1	12
Total Ringed	59	204	232	237	353	266	283	84	336	512	2566
Number of Species	14	20	19	17	21	18	22	12	22	23	27

Table 6: Breeding adults by year in the Firs:

Species	2015	2016	2017	2018	2019	2020	2021	2022	2024	2025	Total
Great Spotted Woodpecker			1			1					2
Nuthatch							1		4	3	8
Treecreeper	2		3				3		1	1	10
Jay									1		1
Blue Tit			3	3	10	1	2		9	3	31
Great Tit	3	2	1		3	1	6		3	1	20
Coal Tit		2					1		2		5
Marsh Tit		1	1	1	2	1					6
Long-tailed Tit				2					4	11	17
Wren	1		4	3	1	1	6	2	7	3	28
Dunnock				1			1		2	4	8
Spotted Flycatcher					2					1	3
Robin	3	1	5		4		7	2	3	2	27
Song Thrush	2		3		1	1	2	1	4	1	15
Blackbird	2	1	6			2	7	1	4	5	28
Blackcap	5	1	8	3	5	8	7	2	11	18	68
Garden Warbler					1				2	1	4
Chiffchaff		1	4		4		3	1	7		20
Willow Warbler										2	2
Goldcrest					3				1	1	5
Chaffinch									1	1	2
Goldfinch									1		1
Bullfinch			1			1	1			1	4
Total in Breeding Condition	18	9	40	13	36	17	47	9	67	59	268
Number of Species	7	7	12	6	11	9	13	6	18	16	23

Table 7: Juvenile birds ringed by year in the Firs:

Species	2015	2016	2017	2018	2019	2020	2021	2022	2024	2025	Totals
Great Spotted Woodpecker			1			2				3	6
Treecreeper		1	1	2	2	1	1	2	2	1	13
Blue Tit	9	15	40	65	74	29	55	14	22	126	449
Great Tit	7	12	7	22	38	32	19	8	9	35	189
Coal Tit	1	3	5	4	10		3	1		4	31
Marsh Tit	1	1	3	1	1	3		4	2	3	19
Long-tailed Tit	3								11	2	16
Wren	3	6	6	11	9	8	7		8	10	68
Dunnock			3		1		1		4	5	14
Spotted Flycatcher		2									2
Robin	1	15	9	3	7	27	7	11	22	15	117
Redwing	1	5		1			7		1	1	16
Song Thrush			2			2	2	1	1		8
Blackbird		4	3	1	5	5	1	3	4	2	28
Blackcap		4	1	1	5	6	3		20	29	69
Garden Warbler									1	1	2
Chiffchaff				1	7	6	1	7	23	27	72
Willow Warbler					1				3		4
Goldcrest	10	3	2	2	17	8	5	5	6	13	71
Chaffinch			1		1	1	1		2	9	15
Redpoll		2									2
Siskin									2		2
Bullfinch						1			2		3
Total Ringed	33	73	84	114	178	131	113	56	146	286	1216
Number of Species	8	13	14	12	14	14	14	10	20	17	23

The Firs summary:

Following on from last year's improvements, there has been more work carried out, opening up the area around the ponds. Also, the undergrowth is beginning to really come into use, and we have started setting nets down the hill, as well as along the glade bottom. We did more sessions in the Firs this year than we have done before. To be fair, that wasn't actually planned. One was weather driven, as the only site that would have been sheltered from the wind, and a second was because we turned up to do a session at Webb's Wood and the standard lock had been replaced by a combination lock to which I did not have the combination, so we repaired to the Firs as the nearest available option. Not that was a particular hardship. Amongst our sessions there we moved a session from Wednesday, 24th September, to Tuesday, 23rd September and carried out a ringing demonstration for the Swindon Men's Health Group and our session on the 25th February this year was for the Chippenham Well-being Group.

The catch was quite phenomenal: we might have carried out more sessions than ever before, but we caught over 250 more birds than previously in one year. The number ringed per session was only our third best, but our retrapped numbers were the highest ever, making the actual average number per session 5 more than the previous largest average in 2019/20. The key reason for this is, very evidently, the astonishing number of Blue Tits caught. In particular the most amazing number of juvenile birds ringed: nearly double the number of juvenile Blue Tits ringed in the previous best year, 2019.

There were plenty of highlights: our second juvenile Garden Warbler at the site, after our first last year. Our first Spotted Flycatcher at the site for six years. The habitat looks so much more suitable for this species after the thinning works. Bearing in mind that it was the first site in the Braydon Forest that we actually caught them, way back in 2016. It would be great to find them establish a breeding population here. We have subsequently caught them in Ravensroost Wood, Red Lodge and Somerford Common, although the Firs is definitely the main site for us: with five of the nine we have ringed being processed there.

This year we had our two largest ever catches: 113 on the 15th November and 109 on the 31st December. No doubt the feeding stations were key attractants. The main contributors were, unsurprisingly, Blue Tits, with 45 ringed and 22 retrapped on the 15th November and on the 31st December it was 27 ringed and 38 retrapped.

Non-catching highlights were primarily the return of Lesser Spotted Woodpecker to the site. We heard them and I recognise the drum. For those who weren't au fait with the sound, it was good that we had Great Spotted Woodpeckers drumming at the same time, to give a clear contrast.

The key issue: once again the Vale of the White Horse Hunt put their hounds into the reserve after a fox, spooking lots of wildlife. It really is unacceptable but there is not a lot anyone can do about it as the police are not interested because the PCC is a pro-hunt activist.

Ravensroost Wood

Fig 3: Ravensroost Wood



The map shows the positions of the nets with respect to the Ravensroost compartments and rides. The net ride complexes are number 1 to 3. Ride set 1 was only used once, on the 30th August. The nets along R28 and R38 were used at every other session. Nets in T2 and V were used between mid-October and the beginning of March when the feeding stations (the black dots) were in use. All nets were 5-Shelf 16mm mesh. R28 was 3 x 18m, R38 was 3 x 18m + 1 x 18m and 1 x 12m. The nets in T2 were 2 x 9m and those in V were 1 x 6m and 1 x 9m. The nets on RJ7 were 3 x 18m, on R24 it was 1 x 18m. The connecting net was 1 x 18m + 1 x 12m.

SITE REPORT: Ravensroost Wood

The woods were ringed on the 6th April, 18th May, 30th June, 16th July, 30th August, 8th November, 20th December 2025, 2nd February and 7th March 2026.

Table 8: Birds ringed in Ravensroost Wood in the period:

Species	06/04	18/05	30/06	16/07	30/08	08/11	20/12	02/02	07/03	Totals
Sparrowhawk								1		1
Great Spotted Woodpecker			1						1	2
Nuthatch								1	2	3
Treecreeper					1					1
Blue Tit	4	2				9	11	45	20	91
Great Tit	3		1			6	6	8	7	31
Coal Tit						2		1		3
Marsh Tit						2		1	1	4
Long-tailed Tit		17						1		18
Wren		1	4		2	1	1	1	2	12
Dunnock	1		1	1				2		5
Robin		3	7	4	7	4		3	3	31
Song Thrush			2						1	3
Blackbird	1	5	1							7
Blackcap	2	4	6	3	1					16
Garden Warbler		4	1							5
Chiffchaff	1	1	4							6
Willow Warbler	1	5			1					7
Goldcrest	1				1	4	2			8
Firecrest					1					1
Chaffinch						1				1
Goldfinch	2									2
Redpoll						2				2
Siskin									1	1
Bullfinch				2						2
8Grand Total	16	42	28	10	14	31	20	64	38	263
Number of Species	9	9	10	4	7	9	4	10	9	25

Table 9: Birds retrapped in Ravensroost Wood in the period:

Species	06/04	18/05	30/06	16/07	30/08	08/11	20/12	02/02	07/03	Totals
Great Spotted Woodpecker									2	2
Blue Tit	5	2				5	4	14	12	42
Great Tit	4	1				5	1	13	9	33
Coal Tit	1					2	3		2	8
Marsh Tit						1	2	2	3	8
Long-tailed Tit		6						1	1	8
Wren			1	1	1				1	4
Dunnock							1	1	1	3
Robin	2			1		2			1	6
Blackbird		2							1	3
Blackcap		1								1
Chiffchaff		2	2	1						5
Willow Warbler	1									1
Goldcrest							2			2
Grand Total	13	14	3	3	1	15	13	31	33	126
Number of Species	5	6	2	3	1	5	6	5	10	14

Table 10: Ravensroost Wood session statistics by year:

	16/17	17/18	18/19	19/20	20/21	21/22	22/23	23/24	24/25	25/26
No. of Sessions	17	13	12	12	6	7	10	9	9	9
No. of Species	24	22	24	24	15	20	19	21	20	25
Total Ringed	348	336	299	356	144	169	133	218	167	263
Total Retrapped	229	238	158	172	101	102	31	78	84	126
Total Processed	577	574	457	528	245	271	164	296	251	389
Avg. Ringed	20.5	25.8	24.9	29.7	24.0	24.1	13.3	24.2	18.6	29.2
Avg. Retrapped	13.5	18.3	13.2	14.3	16.8	14.6	3.1	8.7	9.3	14.0
Avg. Processed	34.0	44.1	38.1	44.0	40.8	38.7	16.4	32.9	27.9	43.2

Table 11: Birds ringed in Ravensroost Wood by year:

Species	16/17	17/18	18/19	19/20	20/21	21/22	22/23	23/24	24/25	25/26	Totals
Sparrowhawk										1	1
Woodpigeon				1							1
Great Spotted Woodpecker	3	1		5		2		2	3	2	18
Nuthatch	8	10	5	4	4	2	3	8	4	3	51
Treecreeper	5	6	6	4	2		3	2	1	1	30
Jay	1			2					1		4
Blue Tit	33	62	104	120	30	69	18	55	52	91	634
Great Tit	43	28	38	38	19	26	12	26	30	31	291
Coal Tit	12	15	17	20	6	3	3	9	2	3	90
Marsh Tit	5	8	3	7	3	4	2	4	5	4	45
Long-tailed Tit	12	15	8	15	4	4	11	25	12	18	124
Wren	15	18	6	12	9	2	9	9	8	12	100
Dunnock	10	7	1	2		3		1	2	5	31
Spotted Flycatcher			1								1
Robin	50	31	9	25	10	7	19	14	11	31	207
Redwing	11	10	1	5	8	2		2			39
Song Thrush	12	8	2	8	1	3	1	3	1	3	42
Blackbird	13	9	5	15	4	4	4	4	3	7	68
Blackcap	35	31	27	20		3	15	12	7	16	166
Garden Warbler	5	8	3	2			1			5	24
Chiffchaff	20	27	21	19	2	2	8	10	10	6	125
Willow Warbler	5	6		4			5	3		7	30
Goldcrest	32	11	12	17	17	17	15	16	10	8	155
Firecrest										1	1
Chaffinch	17	11	14	8	5	6	2	2	2	1	68
Brambling			1								1
Goldfinch	13	2								2	17
Redpoll.	5		4	1	20	7		9	1	2	49
Siskin			2			1				1	4
Bullfinch	4	10	2	2		2	2	2	2	2	28
Total Ringed	369	334	292	356	144	169	133	218	167	263	2445
Number of Species	24	22	23	24	16	20	18	21	20	25	30

Table 12: Individual birds processed in Ravensroost Wood by year:

Species	16/17	17/18	18/19	19/20	20/21	21/22	22/23	23/24	24/25	25/26	Totals
Sparrowhawk										1	1
Woodpigeon				1							1
Great Spotted Woodpecker	4	3	1	5		3		2	3	3	24
Nuthatch	8	12	9	7	5	4	3	9	5	3	65
Treecreeper	8	6	8	4	2		3	2	1	1	35
Jay	1			2			1		1		5
Blue Tit	51	85	126	150	62	86	22	65	65	109	821
Great Tit	53	39	52	58	28	33	16	31	39	48	397
Coal Tit	18	27	22	25	7	6	3	9	4	6	127
Marsh Tit	10	13	6	10	4	4	2	6	6	6	67
Long-tailed Tit	18	21	10	22	6	6	11	28	13	25	160
Wren	21	23	9	12	9	2	11	12	9	14	122
Dunnock	12	10	4	2		3	1	1	3	6	42
Spotted Flycatcher			1								1
Robin	68	41	13	28	13	9	26	17	16	33	264
Redwing	11	11	1	5	8	2		2			40
Song Thrush	15	9	2	10	1	3	1	3	1	3	48
Blackbird	21	17	10	19	4	4	6	6	4	9	100
Blackcap	43	34	33	24		3	15	13	9	17	191
Garden Warbler	5	9	6	3			1			5	29
Chiffchaff	26	31	22	21	2	2	9	11	10	9	143
Willow Warbler	5	6		4			5	4	1	8	33
Goldcrest	34	13	12	19	17	17	15	16	11	10	164
Firecrest										1	1
Chaffinch	27	12	16	8	5	7	2	2	2	1	82
Brambling			1								1
Goldfinch	13	3								2	18
Redpoll.	5		4	1	20	7		9	1	2	49
Siskin			2			1				1	4
Bullfinch	12		3	2	1	2	2	2	2	2	28
Total Individuals	489	425	373	442	194	204	155	250	206	325	3063
Number of Species	24	21	24	24	17	20	20	21	21	25	30

Table 13: Breeding adults by year in Ravensroost Wood:

Species	2016	2017	2018	2019	2020	2021*	2022	2023	2024	2025	Totals
Woodpigeon				1							1
Great Spotted Woodpecker				1							1
Nuthatch	1	3			3		2	2		1	12
Treecreeper	1	3	3								7
Blue Tit	9	9	20	16	14		5	1	4	11	89
Great Tit	6	3	5	8	8		2	3	1	7	43
Coal Tit				3						1	4
Marsh Tit	3	5	1	1	2			1			13
Long-tailed Tit	2	9		4	2		2		1	9	29
Wren	4	12	4	2			7	4	3	3	39
Dunnock	4	6		1			1		1	4	17
Robin	6	16	3	4	2		4	3	3	8	49
Song Thrush	2	4	2	3	2	1	1	3		3	21
Blackbird	5	12	6	10	1	1	6	4	3	8	56
Blackcap	13	21	17	14			11	9	5	9	99
Garden Warbler	1	7	6	2			1			3	20
Chiffchaff	5	18	5	12	5		10	7	6	6	74
Willow Warbler	1	4		3			1	3		6	18
Goldcrest	1	2	2	2	2						9
Chaffinch			1				2		1		4
Redpoll									1		1
Goldfinch	1									2	3
Bullfinch	2	7	3				2	1	2		17
Total Ringed	67	141	78	87	41	2	57	41	31	81	626
Number of Species	18	17	14	17	10	2	15	12	12	15	23

* Only one session was possible within the woodland during the early part of the breeding season, hence the fact that this is the worst catch we have ever had in Ravensroost Wood.

Table 14: Juvenile birds ringed by year in Ravensroost Wood:

Species	2016	2017	2018	2019	2020	2021	2022	2023	2024	2025	Totals
Great Spotted Woodpecker		1		1				1	1	1	5
Nuthatch		5		1							6
Treecreeper	2	3	1	4	2		3	1	1	1	18
Blue Tit	10	55	40	51	30	25	15	9	3	16	254
Great Tit	15	10	15	10	22	8	8	6	6	11	111
Coal Tit	11	18	11	14	5		3	2		2	66
Marsh Tit	4	7	2	6	3	3	2	3	2	2	34
Long-tailed Tit	5			5			7			15	32
Wren	2	8	4	10	9		3	6	5	7	54
Dunnock	4	4	1	1					1		11
Spotted Flycatcher			1								1
Robin	39	29	7	29	10	1	16	11	6	22	170
Redwing	6	3	1	5	7	2		1			25
Song Thrush	10	5		5		2					22
Blackbird	5	5	3	4	3			3		2	25
Blackcap	2	13	14	7		3	3	6	2	7	57
Garden Warbler		2		1						2	5
Chiffchaff	9	13	14	3	2	2	1	4	3	3	54
Willow Warbler				1			4	1		1	7
Goldcrest	32	11	9	9	20	16	13	14	8	7	139
Firecrest										1	1
Chaffinch	3	6	3	3	5	2		1		1	24
Goldfinch		2									2
Redpoll	3		1	1	10	2		5		2	24
Bullfinch	3	3						1		2	9
Total Ringed	165	203	127	163	128	66	78	75	38	105	1148
Number of Species	18	20	16	21	13	11	12	17	11	18	25

Ravensroost Wood summary:

Great to have a return to the older days with good numbers and variety. Highlights have to be: our first Sparrowhawk in Ravensroost Wood since July 2014: nearly 12 years ago!

Fig 4. Sparrowhawk, *Accipiter nisus*



Added to that was only the second Firecrest for the site, the first being the first record for the site, be it sighted or ringed. That was in November 2015:

Fig 5: Male Firecrest, *Regulus ignicapilla*



It was our best year since 2019 for birds found in breeding condition and our best year since 2020 for birds ringed in juvenile plumage.

I was particularly happy to catch another five Garden Warblers, three years after the last couple. Two of these were juvenile birds, showing that they are breeding in the wood once again.

This coming year I would like to carry out some sessions in the north end of the wood. We caught and ringed four Marsh Tits this year, which is now pretty standard for the coppiced area and its surrounds, but I can't help thinking that we are missing out on a better number than that by not going the other side of the bridleway.

Ravensroost Meadows

Fig 6: Ravensroost Meadow Pond



Figure 6 shows the Ravensroost Meadows net setup this year. Rides 2 and 3 were only used in the New Year onwards. The pond area, the causeway that split the pond and the spit poking into the pond and the bank behind the pond to the north were all very much overgrown and inaccessible. However, the Trust and volunteers, led by Ellie Povey, did a fantastic job on it over the late autumn / early winter period and it is now looking very good and our first session there in April 2026 is very encouraging.

We ran sessions at the pond on the 11th June, 9th July, 13th August and 19th September 2025.

Table 15: Birds ringed in Ravensroost Meadows in the period:

Species	11/06	09/07	13/08	19/09	Totals
Swallow			1		1
Treecreeper		1			1
Blue Tit	5	4	1		10
Great Tit	4			1	5
Wren	2	1	3	1	7
Dunnock	2	1			3
Redstart			3		3
Robin	2	4		2	8
Song Thrush		3			3
Blackbird			1		1
Blackcap	1	1	5	5	12
Garden Warbler	1				1
Whitethroat	1	2	2		5
Lesser Whitethroat		1	2		3
Chiffchaff	16	8	1	2	27
Willow Warbler	1		1		2
Goldcrest			1		1
Bullfinch		2	1		3
Grand Total	39	29	23	11	102
Number of Species	10	11	12	5	18

Table 16: Ravensroost Meadows session statistics by year:

	2016	2017	2018	2019	2020	2021	2022	2023	2024	2025
No. of Sessions	2	3	3	2	4	6	3	4	2	4
No. of Species	19	24	15	18	20	23	14	15	11	18
Total Ringed	137	214	79	90	104	120	50	61	38	102
Total Retrapped	3	17	5	8	5	20	12	16	5	6
Total Processed	140	231	84	98	109	140	62	77	43	108
Avg. Ringed	68.5	71.3	26.3	45.0	26.0	20.0	16.7	15.3	19.0	25.5
Avg. Retrapped	1.5	5.7	1.7	4.0	1.3	3.3	4.0	4.0	2.5	1.5
Avg. Processed	70.0	77.0	28.0	49.0	27.3	23.3	20.7	19.3	21.5	27.0

Table 17: Birds ringed in Ravensroost Meadows by year:

Species	2016	2017	2018	2019	2020	2021	2022	2023	2024	2025	Totals
Barn Owl								2			2
Snipe						1					1
Swallow	30	25	14	3		1				1	74
House Martin	16	3									19
Great Spotted Woodpecker		1									1
Treecreeper					1		1			1	3
Jay					1						1
Blue Tit	5	36	14	8	7	16	5	6	3	10	110
Great Tit	2	10	2	3	4	3		2	2	5	33
Marsh Tit		1									1
Long-tailed Tit		2				1	3	2			8
Meadow Pipit		2			1	7					10
Wren	7	9	5	7	6	5	8	3	3	7	60
Dunnock	6	4	1	6	7	4	2	5	2	3	40
Whinchat			1								1
Redstart										3	3
Robin	6	6	2	6	8	11	7	6	2	9	63
Song Thrush					1	1				3	5
Blackbird	7	2	3	1	3	2	3	4	1	1	27
Sedge Warbler		1									1
Reed Warbler					2	1					3
Blackcap	7	16	8	20	12	36	6	7	4	12	128
Garden Warbler		1		3		1	2	1	1	1	10
Whitethroat	7	6	4	7	15	3	3	3	5	9	62
Lesser Whitethroat	1	7	3	5	6	3	1			4	30
Chiffchaff	23	39	1	11	12	11	6	13	12	27	155
Willow Warbler	7	9	9	3	10	4	2	4	3	2	53

Goldcrest	1	1			1	1					4
Chaffinch	1	4		1		1				1	8
Goldfinch	6	22	11	1	2	3		2			47
Siskin					4						4
Redpoll	2										2
Bullfinch	1	4		3	1	2				3	14
House Sparrow				1							1
Reed Bunting	3	3	1	1		2	1	1			12
Total Ringed	138	214	79	90	104	120	50	61	38	102	996
Number of Species	19	24	15	18	20	23	14	15	11	18	35

Table 18: Adult birds in breeding condition in Ravensroost Meadows by year:

Species	2016	2017	2018	2019	2020	2021	2022	2023	2024	2025	Totals
Swallow	1		1								2
Jay					1						1
Blue Tit			2	5		8	1	4	3	1	24
Great Tit			1			2					3
Long-tailed Tit		2				1	1				4
Wren	1	1		1	1	3	2		3	5	17
Dunnock		2		2		4	2	3	2	2	17
Robin				1		5	1		1		8
Song Thrush					1						1
Blackbird		2	2	1	1	3	4	4	1	1	19
Blackcap		1		2		6	5		1	1	16
Garden Warbler				3		1	3		1		8
Whitethroat		1	2	5	5	4	3		2	5	27
Lesser Whitethroat	1		2	5	4	5	3			2	22
Chiffchaff		1				5	3	3	6	4	22
Willow Warbler		2	1	3	2	4	2		2	1	17
Goldcrest					1						1
Goldfinch	1		8	1	1	3					14
Bullfinch		1			1	1					3
House Sparrow				1							1
Reed Bunting		2		1		2	1				6
Total Ringed	4	15	19	31	18	57	31	14	22	22	233
Number of Species	4	10	8	13	10	16	13	4	10	9	21

Table 19: Juvenile birds ringed by year in Ravensroost Meadows:

Species	2016	2017	2018	2019	2020	2021	2022	2023	2024	2025	Totals
Snipe						1					1
Swallow	28	24	11	3		1				1	91
House Martin	16	3									24
Treecreeper	1				1		1			1	4
Blue Tit	5	39	13	5	7	8	5	3		9	108
Great Tit	2	11	2	2	2	1			2	5	27
Coal Tit	3										3
Marsh Tit		2									2
Long-tailed Tit	2						2				5
Meadow Pipit		2			1	6					10
Wren	6	8	5	1	5	5	7	4	2	3	45
Dunnock	5	4	1	9	7	1		2		1	32
Redstart										3	3
Robin	6	6	1	4	8	7	7	11	2	9	54
Song Thrush						1				3	2
Blackbird	7	1	1		3			1			13
Sedge Warbler		1									1
Reed Warbler						1					2
Blackcap	7	13	6	18	12	28	7	13	3	11	120
Garden Warbler		1								1	5
Whitethroat	5	5	3	2	10				3	6	34
Lesser Whitethroat		3	1		2					2	7
Chiffchaff	9	40	1	11	12	6	3	18	7	24	122
Willow Warbler	5	7	6	1	6		1		1	1	41
Goldcrest	1	1				1				1	4
Chaffinch	1	4		1		1					7
Siskin					2						2
Goldfinch								2			2
Bullfinch	1	2		3		1				3	7
Reed Bunting	2	1									24
Total Ringed	112	178	51	60	78	69	33	54	20	84	739
Number of Species	20	21	12	12	14	15	8	8	7	17	30

Ravensroost Meadows & Pond Summary:

A huge improvement on last year. Not really surprising given we managed four sessions. There were a number of highlights but head and shoulders above anything else was the first ever Redstart catch in any part of the Ravensroost complex. I have certainly seen them in and around the Ravensroost complex when birding, but this was special.

Fig. 7: Juvenile Redstart, *Phoenicurus phoenicurus*



Apart from that we had our first Swallow, Chaffinch and Bullfinch at the site since 2021. The three Bullfinch were also juveniles. Talking of juveniles, catching 24 juvenile Chiffchaff, our best haul since 2017, was an excellent result.

It is going to be very interesting to see what difference the new layout will provide over the next few years. Hopefully we will be able to return to the numbers we had seven years and more ago.

Somerford Common

SITE REPORT: Somerford Common

Somerford Common has been visited on the following dates:

On the east side: 20th April, 18th June, 6th August, 24th August, 18th October, 13th November and 3rd December 2025, 10th January, 14th February and 26th March 2026.

The west side was visited on the following dates: 2nd April, 30th November 2025, 3rd January, 21st February and 18th March 2026

The net setups were as follows:

Fig 8: Somerford Common West



Fig 9: Somerford Common East 1



Fig. 10: Somerford Common East 2:



Table 20: Net Rides and Usage at Somerford Common

Ride No.	
1	02/04/25, 30/11/25, 03/01/26, 21/02/26, 18/03/26
2	02/04/25, 30/11/25, 03/01/26, 21/02/26, 18/03/26
3	02/04/25, 30/11/25, 03/01/26, 21/02/26, 18/03/26
4	30/11/25, 03/01/26, 21/02/26, 18/03/26
5	03/01/26, 21/02/26
6	20/04/25, 18/06/25, 06/08/25, 24/08/25
7	20/04/25, 18/06/25, 06/08/25, 24/08/25
8	20/04/25, 18/06/25, 06/08/25, 24/08/25
9	20/04/25, 18/06/25, 06/08/25, 24/08/25
10	13/11/25, 03/12/25
11	18/10/25, 13/11/25, 03/12/25, 10/01/26, 14/02/26, 26/03/26
12	18/10/25, 13/11/25, 03/12/25, 10/01/26, 14/02/26, 26/03/26
13	18/10/25, 13/11/25, 03/12/25, 10/01/26, 14/02/26, 26/03/26

Table 21: Birds ringed at Somerford Common in the period:

Species	02/04	20/04	18/06	06/08	24/08	18/10	13/11	30/11	03/12	03/01	10/01	14/02	21/02	18/03	26/03	Totals
Nuthatch							1		1		2	1		2	7	7
Treecreeper				1										2		3
Blue Tit			5	2	1	4	40	32	10	51	38	13	1	5	3	205
Great Tit	3			1		4	11	9	2	10	8	3	4	2	1	58
Coal Tit	1	1	3	1			5	3	3	16	2		1	2		38
Marsh Tit	1			3			6	1		1	1	3				16
Long-tailed Tit			2	1		3				5		1		3		15
Wren	1		1	3			1				1			2		9
Duncock															1	2
Robin		2	1	6	2	1		3	1	3	3	1				22
Redwing										1	1					2
Song Thrush	1													1		2
Blackbird														1		1
Blackcap		3		5	7	1										16
Garden Warbler			1													1
Chiffchaff	2	4	4			6			2						1	19
Willow Warbler		2		1	1											4
Goldcrest	1	1		7	3	8	3	5						2		30
Firecrest	1															1
Chaffinch	1						2	1	4	1	6	2		2	1	20
Siskin														1		1
Redpoll															1	1
Grand Total	12	13	17	31	14	27	69	54	23	88	62	24	6	25	15	473
Number of Species	9	6	7	11	6	7	8	7	7	8	9	7	4	12	7	22

Table 22: Birds retrapped at Somerford Common in the period:

Species	02/04	20/04	18/06	06/08	24/08	18/10	13/11	30/11	03/12	03/01	10/01	14/02	21/02	18/03	26/03	Totals
Great Spotted Woodpecker													1	1		2
Nuthatch												3			1	4
Treecreeper				1												1
Blue Tit						1	7	1	7	8	26	17	2	1	2	72
Great Tit	3					1	2	2	4	5	11	8	7	4	1	48
Coal Tit								2	3	3	3	7	1	2		21
Marsh Tit	1		1				1	3	4	4	4	3	1			22
Long-tailed Tit						1	1									2
Duncock							1		1		1					3
Robin			1		1	2	1			2	3					10
Blackbird				1								1				2
Chiffchaff															1	1
Willow Warbler		3														3
Goldcrest		1														1
Chaffinch									1					1		2
Redpoll							1									1
Grand Total	4	4	2	2	1	5	14	8	20	22	48	39	12	9	5	195
Number of Species	2	2	2	2	1	4	7	4	6	5	6	6	5	5	4	16

Table 23: Somerford Common session statistics by year:

	16/17	17/18	18/19	19/20	20/21	21/22	22/23	23/24	24/25	25/26
No. of Sessions	8	5	8	11	12	13	11	16	15	15
No. of Species	25	22	23	27	25	25	21	22	22	22
Total Ringed	260	149	257	343	312	324	264	410	323	473
Total Retrapped	86	86	83	139	127	169	170	253	196	195
Total Processed	346	235	340	482	439	493	434	663	519	668
Avg. Ringed	32.5	29.8	32.1	31.2	26.0	24.9	24.0	25.7	21.5	31.5
Avg. Retrapped	10.8	17.2	10.4	12.6	10.6	13.0	15.5	15.8	13.1	13.0
Avg. Processed	43.3	47.0	42.5	43.8	36.6	37.9	39.5	41.4	34.6	44.5

Table 24: Birds ringed at Somerford Common by year:

Species	16/17	17/18	18/19	19/20	20/21	21/22	22/23	23/24	24/25	25/26	Totals
Buzzard				2							2
Sparrowhawk						1					1
Green Woodpecker	1										1
Great Spotted Woodpecker	3		2	3	3	2	2	5	6		26
Nuthatch	2	3	5	5	3	1	6	4	10	7	46
Treecreeper	3		5	3	4	4	3	2	6	3	30
Jay		1	2	2					2		7
Blue Tit	23	21	58	67	56	82	68	128	79	205	787
Great Tit	13	16	29	46	35	33	41	76	46	58	393
Coal Tit	17	19	20	22	22	11	18	23	16	38	206
Marsh Tit	4	4	3	9	8	5	7	8	7	16	71
Long-tailed Tit	27	4	2	19	3	17	21	10	29	15	147
Wren	11	10	3	10	14	6	7	10	9	9	89
Dunnock	9	2	3	3	4	1	3	2	3	2	32
Spotted Flycatcher		1									1
Robin	34	20	16	15	23	25	20	23	19	22	217
Redwing	1	1		15	29	39	5	14	7	2	113
Song Thrush	3	1		4	4	2	1			2	17
Blackbird	9	3	5	10	7	3	5	5	10	1	58
Blackcap	9	12	11	12	7	9	2	15	4	16	97
Garden Warbler	2	3		2	1	1			2	1	12
Whitethroat								1			1
Chiffchaff	18	9	11	11	6	7	4	10	15	19	110
Willow Warbler	9	9	7	3	10	6	4	6	12	4	70
Goldcrest	31	3	14	32	34	15	30	39	27	30	255
Firecrest										1	1
Chaffinch	3	3	22	23	21	12	7	15	7	20	133
Brambling			4		1			1			6
Goldfinch	1		10	15	1	9	4				40
Redpoll	1		20	3	9	26	6	10	6	1	82
Siskin	3		4	2	1	7				1	18
Bullfinch	21	4	1	4	6			3	1		40
Reed Bunting				1							1
Grand Total	258	149	257	343	312	324	264	410	323	473	3113
Number of Species	25	21	23	27	25	24	21	22	22	22	33

Table 25: Individual birds processed at Somerford Common by year:

Species	16/17	17/18	18/19	19/20	20/21	21/22	22/23	23/24	24/25	25/26	Totals
Buzzard				2							2
Sparrowhawk						1					1
Green Woodpecker	1										1
Great Spotted Woodpecker	3	1	2	4	4	2	5	6	8	1	35
Nuthatch	2	3	5	6	4	5	10	4	14	7	53
Treecreeper	3		5		4	4	3	3	7	4	31
Jay		1	2	2					2		8
Blue Tit	29	25	74	93	78	110	91	160	106	225	818
Great Tit	20	19	32	55	49	53	61	119	63	72	495
Coal Tit	25	33	28	24	24	13	25	35	23	45	249
Marsh Tit	6	7	4	12	11	13	15	14	14	22	100
Long-tailed Tit	34	7	5	22	4	17	21	13	34	17	202
Wren	11	10	3	12	15	8	7	12	9	9	100
Dunnock	10	5	3	4	5	3	3	3	4	3	43
Spotted Flycatcher		1									1
Robin	37	25	18	17	26	27	24	27	31	27	263
Redwing	1	1		15	29	39	5	14	7	2	116
Song Thrush	3	1		4	4	2	1			2	15
Blackbird	12	5	5	12	10	4	5	6	10	3	78
Blackcap	9	12	11	12	7	10	2	15	4	16	115
Garden Warbler	2			3	1	1			2	1	13
Whitethroat								1			1
Chiffchaff	21	9	11	14	7	7	4	10	16	20	130
Willow Warbler	12	13	10	4	10	7	4	8	17	8	101
Goldcrest	33	6	14	32	34	18	33	40	30	31	275
Firecrest										1	1
Chaffinch	4	3	22	23	22	12	7	19	7	21	119
Brambling			4		1	1		1			7
Goldfinch	1		11	17	1	9					40
Redpoll	1		20	3	9	27	6	10	6	2	96
Siskin	2		4	2	1	7				1	16
Bullfinch	23	13	1	4	6	1	4	3	1		77
Reed Bunting				1							1
Grand Total	305	200	294	399	366	401	336	523	415	540	3779
Number of Species	25	21	23	26	25	26	21	22	22	23	33

Table 26: Adult birds in breeding condition at Somerford Common by year:

Species	2016	2017	2018	2019	2020	2021	2022	2023	2024	2025	Totals
Great Spotted Woodpecker						1					1
Nuthatch					2				5	3	10
Treecreeper									2	2	4
Jay		1	2								3
Blue Tit	1		5	3		5	2	1	9	9	35
Great Tit		1	1		5	10	1	1	16	20	55
Coal Tit		2	3		1	4			6	8	24
Marsh Tit		2			2	2			3	4	13
Long-tailed Tit		9	2	7	2	3		2	4	4	33
Wren	1	3		2	2	2	3	1	1	1	16
Dunnock		5	2	4		1		2			14
Robin	3	8	6	2	4	7	4	5	8	8	55
Song Thrush				3	3	2					9
Blackbird	3	2	2	8	8	2	1	2	3	2	33
Blackcap	2	11	4	9	1	7	2	3	2	2	43
Garden Warbler	1	1		2		1			1		6
Whitethroat								1			1
Chiffchaff	3	6	2	8	3	6	4	9	9	8	58
Willow Warbler	7	13	6	4	4	7	4	7	15	5	72
Goldcrest	1	3		1	3	3		1	2	4	18
Firecrest										1	1
Chaffinch						6			3	4	9
Goldfinch				6							6
Siskin					1						1
Bullfinch	4	10	1	3	1	1		1	1		22
Total Ringed	26	77	36	62	42	70	21	36	90	86	546
Number of Species	10	15	12	14	15	18	8	13	17	17	25

Table 27: Juvenile birds ringed at Somerford Common by year:

Species	2016	2017	2018	2019	2020	2021	2022	2023	2024	2025	Totals
Buzzard				2							2
Sparrowhawk						1					1
Green Woodpecker	1										1
Great Spotted Woodpecker	1			1		2	1		1		6
Jay									1		1
Nuthatch									1		1
Treecreeper	2		2	3	2	1	1	1	3	1	16
Blue Tit	9	9	17	44	15	31	19	26	26	85	281
Great Tit	5	6	6	23	10	14	10	34	21	26	155
Coal Tit	3	6	8	15	9	5	2	4	7	13	72
Marsh Tit	2	2	1	8	4	3	4	6	5	10	45
Long-tailed Tit	4			1						3	8
Wren	5	6	2	7	12	5	4	6	4	5	56
Dunnock	1	1	1	1	2				3	1	10
Robin	15	15	6	10	18	12	8	17	11	13	125
Redwing	1	1		11	14	27	3	13	5		75
Song Thrush	3	1		1			1				6
Blackbird	3	2		1		1	2	1	3		13
Blackcap	2	1	7	3	6	3		12	2	11	47
Garden Warbler	1	2		1	1				1	1	7
Chiffchaff	3	3	9	5	4	1		1	5	10	41
Willow Warbler			3		6			1	2	2	14
Goldcrest	22	1	9	24	27	12	19	31	19	26	190
Chaffinch			2	11	5	2	1	3		3	27
Goldfinch				10							10
Redpoll					3	11	4	5	5		28
Bullfinch	6				5		2				13
Total Ringed	89	57	73	182	145	131	81	161	125	210	1251
Number of Species	19	14	13	20	17	16	15	15	19	15	27

Somerford Common Summary:

A much larger catch than we have had in the last 10 years: more birds ringed, more individuals processed and more juveniles, but from fewer species. The main story has to be the Blue Tits this year. A huge number ringed, mostly at the feeding stations over the winter, but so different to usual. It was a good catch of juvenile Marsh Tit as well, beating the previous best of 2019 by two, to give a total of 10.

The catch of Paridae ringed was astonishing: every single one, Blue, Great, Coal and Marsh Tit was the best of the last 10 years. In fact, the number of individuals processed was the best of the last 10 years, apart from Great Tit, which was surpassed in 23/24. Numbers of winter visitors, Redwing, Siskin and Redpoll, are still disappointing – but that seems to be the theme across the Forest. Actually, the number of finches overall was disappointing, with the single exception of Chaffinch. Goldfinch have just disappeared: perhaps they are just congregating in gardens! There are loads visiting mine.

Table 29: Birds retrapped at Red Lodge in the period:

Species	30/04	21/06	02/08	16/10	28/11	17/12	20/01	Totals
Nuthatch	1					1		2
Blue Tit	4				3	9	6	22
Great Tit	2					6	5	13
Coal Tit						2	2	4
Marsh Tit				1		4	1	6
Wren		1						1
Goldcrest				1				1
Grand Total	7	1		2	3	22	14	49
Number of Species	3	1		2	1	5	4	7

Table 30: Red Lodge session statistics by year:

	16/17	17/18	18/19	19/20	20/21	21/22	22/23	23/24	24/25	25/26
No. of Sessions	5	6	6	9	9	8	8	10	7	7
No. of Species	22	20	19	20	18	21	18	19	19	20
Total Ringed	216	253	323	369	288	220	281	251	164	235
Total Retrapped	83	136	102	120	72	57	97	80	40	49
Total Processed	299	389	425	489	360	277	378	331	204	284
Avg. Ringed	43.2	42.2	53.8	41.1	32.0	27.5	35.1	25.1	23.4	33.6
Avg. Retrapped	16.6	22.7	17.0	13.3	8.0	7.1	12.1	8.0	5.7	7.0
Avg. Processed	59.8	64.8	70.8	54.4	40.0	34.6	47.3	33.1	29.1	40.6

Table 31: Birds ringed at Red Lodge by year:

Species	16/17	17/18	18/19	19/20	20/21	21/22	22/23	23/24	24/25	25/26	Totals
Sparrowhawk					1			1			2
Great Spotted Woodpecker	2	3	2	1	2	1		1		1	13
Nuthatch	6	8	1	3	3	6	6	5	5	3	46
Treecreeper	8	5	6	6	4	1	4	3	1	2	40
Jay						1					1
Blue Tit	57	88	102	154	115	98	130	85	54	137	1020
Great Tit	38	51	59	48	40	39	52	65	32	29	453
Coal Tit	15	16	13	18	13	7	10	11	6	5	114
Marsh Tit	4	5	6	6	7	3	4	2	4	9	50
Long-tailed Tit	7	3	28	24	8	1	20	15	18	14	138
Wren	11	10	18	15	9	10	6	6	4	6	95
Dunnock		2	2	2		3	2		1	1	13
Spotted Flycatcher	1										1
Robin	14	13	11	9	23	10	8	14	11	9	122
Redwing	3		16	6			2	6	3	1	37
Song Thrush	2		2	4	3	3	1	3	1	2	21
Blackbird	6	7	3	9	16	1	2	3	1	1	49
Blackcap	16	11	14	7	6	11	5	6	1	2	79
Garden Warbler	1										1
Chiffchaff	4	8	6	9	9	8	7	4	2	5	62
Willow Warbler		1	7							1	9
Goldcrest	7	9	18	42	22	8	17	11	15	4	153
Firecrest				1					1		2
Chaffinch	5	8	8	3	5	5	4	9	8	2	57
Brambling						1					1
Goldfinch		1			2						3
Redpoll	6	1				2	1	1		1	12
Siskin	1										1
Bullfinch	1	3		2		1					7
Grand Total	215	253	322	369	288	220	281	251	168	235	2602
No. of Species	22	20	19	20	18	21	18	19	18	20	29

Table 32: Individual birds processed at Red Lodge by year:

Species	16/17	17/18	18/19	19/20	20/21	21/22	22/23	23/24	24/25	25/26	Totals
Sparrowhawk					1			1			2
Great Spotted Woodpecker	2	4	3	2	2	1		1	1	1	17
Nuthatch	6	9	5	3	4	7	6	5	8	4	57
Treecreeper	9	7	6	8	4	1	4	4	2	2	47
Jay						1					1
Blue Tit	73	103	123	167	128	105	154	100	62	145	1160
Great Tit	48	67	74	58	44	43	60	74	41	36	545
Coal Tit	17	26	18	19	15	11	15	15	7	7	150
Marsh Tit	6	8	7	7	9	4	6	2	4	9	62
Long-tailed Tit	9	4	28	25	9	2	19	15	20	14	145
Wren	11	12	18	16	9	11	8	7	5	7	104
Dunnock		2	3	2		3	3		1	1	15
Spotted Flycatcher	1										1
Robin	17	18	13	11	23	13	9	15	14	9	142
Redwing	3		16	6			2	6	3	1	37
Song Thrush	2		2	4	3	3	2	3	2	2	23
Blackbird	8	10	4	10	17	3	4	3	1	1	61
Blackcap	16	11	14	7	7	12	5	7	1	2	82
Garden Warbler	1										1
Chiffchaff	6	9	6	9	10	8	9	6	2	5	72
Willow Warbler		1	7							1	9
Goldcrest	7	9	18	45	23	8	19	12	15	5	161
Firecrest				1					1		2
Chaffinch	5	8	9	4	5	5	4	9	8	2	59
Brambling						1					1
Goldfinch		1			3						4
Redpoll	6	1				3	1	1		1	13
Siskin	1										1
Bullfinch	1	3		2		1					7
Grand Total	255	313	374	406	316	246	330	286	198	255	2979
No. of Species	22	20	19	20	18	21	18	19	19	20	29

Table 33: Adult birds in breeding condition at Red Lodge by year:

Species	2016	2017	2018	2019	2020	2021	2022	2023	2024	2025	Totals
Great Spotted Woodpecker		1			1						2
Nuthatch								1	2	2	5
Treecreeper		2		1	1			1		1	6
Blue Tit	3	1	1	3	1	4	8	5		6	32
Great Tit	2	2	3		2	1	1	1		2	14
Coal Tit		1		2		2	1				6
Long-tailed Tit	2	3			1		3	3	1		13
Wren		1	3	5	3	3	4	1		4	24
Dunnock				1							1
Robin		6	2			2	3	4	2	1	20
Song Thrush				1	1	1	2	3	1		9
Blackbird		7		4	2	1	2	1		1	18
Blackcap	3	5	7	2	3	9	2	4		2	37
Chiffchaff		6		5	6	2	6	4		2	31
Willow Warbler		1	1								2
Goldcrest		1		1				1			3
Chaffinch			1								1
Bullfinch		1									1
Total Ringed	10	38	18	25	21	25	32	29	6	21	225
Number of Species	4	14	7	10	10	9	10	12	4	9	18

Table 34: Juvenile birds ringed at Red Lodge by year:

Species	2016	2017	2018	2019	2020	2021	2022	2023	2024	2025	Totals
Sparrowhawk								1			1
Great Spotted Woodpecker			2	1	1						4
Nuthatch		1				1	1	1	2		6
Treecreeper	6	2	5	5	3	1	1	2	1		26
Blue Tit	23	73	58	63	26	40	28	43	6	108	468
Great Tit	21	51	45	27	31	13	16	41	4	24	273
Coal Tit	6	11	8	9	10	1	7	5	1	4	62
Marsh Tit	5	5	2	5	6	2	3		3	8	39
Long-tailed Tit	3								1	5	9
Wren	9	6	11	11	7	8	2	4	2	3	63
Dunnock		1	1	1		2	2			1	8
Robin	12	12	9	8	21	8	5	7	9	8	99
Redwing	2			6			2	5	2		17
Song Thrush	1			2	1	1			1	2	8
Blackbird	2	3	3	6	12			2			28
Blackcap	6	3	7	1	4	2	1	3			27
Chiffchaff	2		6	3	3	4	3		1	3	25
Willow Warbler			6							1	7
Goldcrest	6	6	11	34	18	6	15	7	14	4	121
Firecrest				1					1		2
Chaffinch	1	3	1	1		3	2	2		2	15
Brambling						1					1
Redpoll	3					1				1	5
Bullfinch		1									1
Total Ringed	109	178	175	184	143	94	88	123	48	174	1316
Number of Species	17	14	15	17	13	16	14	13	14	14	24

Red Lodge Summary:

It was very much a below average year with every category below average, except the number ringed, that was a little above average. This was entirely due to the astonishing number of juvenile Blue Tits attracted to the feeders over the winter period: 35 more than the previous record way back in 2017! It also means that we only ringed 97 birds from other species in the year, and only 66 juvenile birds from other species. This is reflected in the number of relatively common species in just the ones or twos. That said, when you look back at the history, that is a common factor. The fact that in the last 10 years we have caught two Firecrest and only one Bullfinch is astonishing.

The highlight this year has to be our first Willow Warbler since we caught six in 2018. This was a juvenile bird on passage.

Webb's Wood

Fig 12: Webb's Wood Ringing Areas

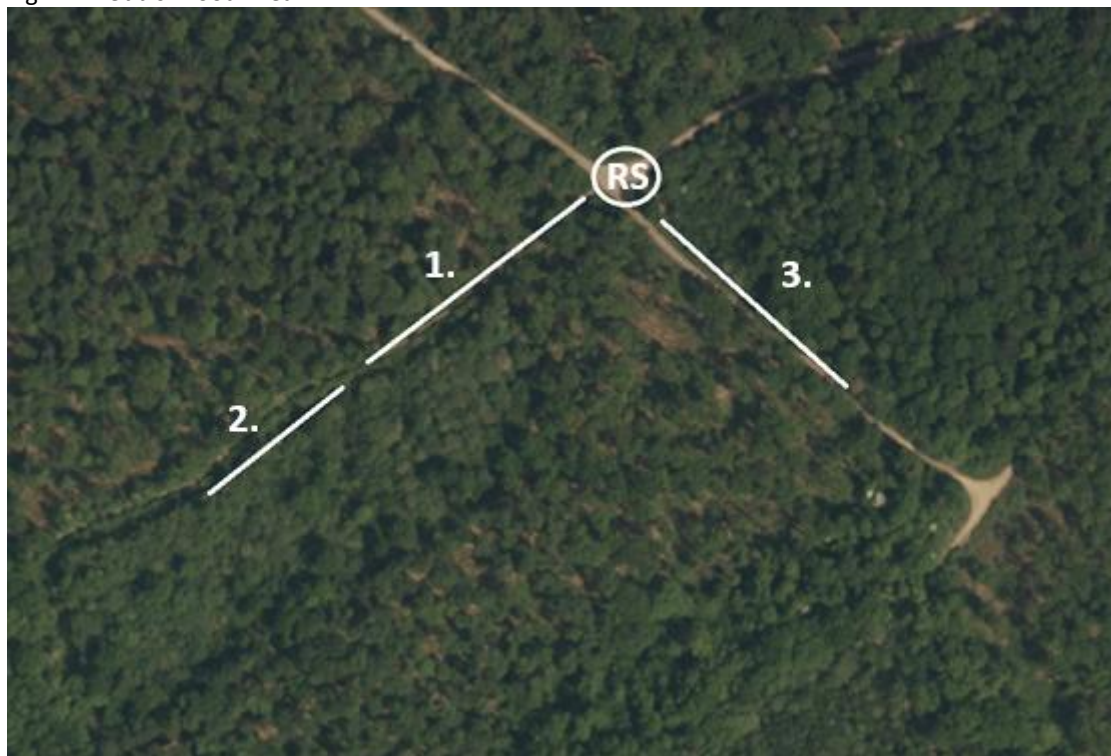


Fig 13: Webb's Wood – Area 1



Area 1 was used most of the year. Rides 1 to 4 were used all year, ride 5 is adjacent to the feeding station and was only used when the feeding station was set up, i.e. November to March.

Fig 14: Webb’s Wood Area 2



Area 2 was used a couple of times in the Summer and once in March

SITE REPORT: Webb’s Wood

Webb’s Wood was visited on the following occasions: 10th May, 8th June, 2nd July, 20th August, 9th October, 20th November, 27th December 2025, 14th February and 11th March 2026

Table 35: Birds ringed at Webb’s Wood in the period:

Species	09/04	10/05	08/06	02/07	20/08	09/10	20/11	27/12	04/02	11/03	Totals
Great Spotted Woodpecker								1			1
Nuthatch	1										1
Blue Tit	8	2	1		11	23	18	34	35	7	139
Great Tit	3		4		3	11	2	2	3	5	33
Coal Tit	2					5	3	7	6	4	27
Marsh Tit	1		2			3		1			7
Long-tailed Tit	2				2	8	10	10	4	3	39
Wren	4	5			4	3				2	18
Robin	3	1	3	2	3	2	2	2	1	2	21
Redwing								1			1
Song Thrush				1	1						2
Blackbird		4		1		1		1		1	8
Blackcap	5	4	5	1	9	1					25
Garden Warbler		1	1								2
Chiffchaff	2	2	10	4	8	2					28
Willow Warbler		1		1							2
Goldcrest	1				2	13	6	4			26
Firecrest										1	1
Chaffinch			1				3		1		5
Redpoll						2	3	1			6
Grand Total	32	20	27	10	43	74	47	64	50	25	392
No of Species	11	8	8	6	9	12	8	10	7	9	20

Table 36: Birds retrapped at Webb's Wood in the period:

Species	09/04	10/05	08/06	02/07	20/08	09/10	20/11	27/12	04/02	11/03	Totals
Blue Tit	2	1				2	6	7	11	2	31
Great Tit						1	1		1	1	4
Coal Tit							1	3	3	3	10
Marsh Tit								2	3	2	7
Long-tailed Tit								2			4
Wren		2									2
Robin	2	1		1			1	1		1	7
Blackcap			1								1
Chiffchaff			1		1						2
Willow Warbler		1									1
Chaffinch							1				1
Grand Total	4	5	2	1	1	3	10	17	18	9	70
No of Species	2	4	2	1	1	2	5	5	4	5	11

Table 37: Webb's Wood session statistics by year:

	16/17	17/18	18/19	19/20	20/21	21/22	22/23	23/24	24/25	25/26
No. of Sessions	8	6	6	8	4	8	7	9	7	10
No. of Species	21	23	18	19	20	18	17	19	18	20
Total Ringed	179	190	209	194	79	231	153	220	150	392
Total Retrapped	79	63	56	59	21	95	74	67	28	70
Total Processed	259	251	263	251	100	326	227	287	178	469
Avg. Ringed	22.4	31.3	34.7	24.0	19.8	28.9	21.9	24.4	21.4	39.2
Avg. Retrapped	10.0	10.5	9.2	7.4	5.3	11.9	10.6	7.4	4.0	7.0
Avg. Processed	32.4	41.8	43.9	31.4	25.0	40.8	32.4	31.9	25.4	46.2

Table 38: Birds ringed in Webb's Wood by year:

Species	16/17	17/18	18/19	19/20	20/21	21/22	22/23	23/24	24/25	25/26	Totals
Sparrowhawk					1						1
Great Spotted Woodpecker	5	1	1		1	1		2		1	12
Nuthatch	2	2	3	1	2	1	2	3	3	1	20
Treecreeper		3	3	3			2	3			14
Jay		1		2							3
Blue Tit	27	33	47	37	6	67	49	49	38	139	492
Great Tit	15	28	35	23	4	32	27	41	13	33	251
Coal Tit	11	21	12	4	3	10	3	17	4	27	112
Marsh Tit	2	5	6	3	1	1	2	4	5	7	36
Long-tailed Tit	17	6	10	16	2	16		13	22	39	141
Wren	3	8	10	13	6	8	3	4	6	18	79
Duncock	3	1			1	1	1		1		8
Grey Wagtail						1					1
Robin	19	22	8	19	14	6	10	8	10	21	137
Redwing	2	1	22	3	1	15	12	3	18	1	78
Song Thrush	3	2			3				1	2	11
Blackbird	4	3	3	7	3	3		2	2	8	35
Blackcap	13	5	4	12	3		5	3	7	25	77
Garden Warbler										2	2
Chiffchaff	10	4	16	12	3	1	8	8	7	28	97
Willow Warbler	9	2	5	1	1			3	2	2	25
Goldcrest	14	23	21	34	23	28	17	21	9	26	216
Firecrest										1	1
Chaffinch		9	3	1		3	3	4		5	28
Brambling							2				2
Goldfinch		3									3
Redpoll	8	1		1	1	36	7	31	2	6	92
Siskin	5					1					6
Bullfinch	3	6		2				1			12
Grand Total	175	190	209	194	79	231	153	220	150	399	1993
Number of Species	20	23	17	19	19	18	16	19	17	20	29

Table 39: Individual birds processed in Webb’s Wood by year:

Species	16/17	17/18	18/19	19/20	20/21	21/22	22/23	23/24	24/25	25/26	Totals
Sparrowhawk					1						1
Great Spotted Woodpecker	5	1	1		1	2		2	1	1	14
Nuthatch	3	2	3	1	2		2	4	3	1	21
Treecreeper		4	3	5	1		2	4			19
Jay		1		2							3
Blue Tit	37	44	50	40	9	72	60	61	41	123	537
Great Tit	24	39	41	29	5	37	36	50	14	30	305
Coal Tit	15	26	13	5	3	13	6	18	10	19	128
Marsh Tit	4	6	7	3	3	2	2	4	5	7	43
Long-tailed Tit	27	6	17	19	4	19		15	25	35	167
Wren	3	8	10	15	6	8	4	6	6	16	82
Dunnock	3	1			1	1	1		1		8
Grey Wagtail						1					1
Robin	21	23	8	20	14	10	13	10	10	18	147
Redwing	2	1	22	3	1	15	12	3	18	1	78
Song Thrush	3	2		1	3	1			1	2	13
Blackbird	6	3	3	8	5	4	3	6	2	8	48
Blackcap	14	5	4	12	3		5		8	24	75
Garden Warbler										2	2
Chiffchaff	11	4	16	14	3	1	9	10	7	26	101
Willow Warbler	9	3	5	1	1			3	2	3	27
Goldcrest	15	30	25	37	26	28	18	21	10	26	236
Firecrest										1	1
Chaffinch		9	3	1		3	3	4		5	28
Brambling							2				2
Goldfinch		3									3
Redpoll	8	1		1	1	36	7	31	2	6	93
Siskin	5					1					6
Bullfinch	3	6		2				1			12
Grand Total	218	228	231	219	93	254	185	253	166	354	2201
Number of Species	20	23	17	20	20	18	17	18	18	20	29

Table 40: Adult birds in breeding condition in Webb’s Wood by year:

Species	2016	2017	2018	2019	2020	2021	2022	2023	2024	2025	Totals
Nuthatch								2		1	3
Treecreeper		3		1				3			7
Jay				2							2
Blue Tit	4	2	6	5			1	1	2	9	30
Great Tit	2		2	1	1			4	3	3	16
Coal Tit	1		1			1		1	1	3	8
Marsh Tit			1		1				1	2	5
Long-tailed Tit	2	1	2	2				5		9	21
Wren		2		1	2	2	1	4		6	18
Robin	1	5		3	1		2	3	2	7	24
Song Thrush	1	1	1	1	1				1	1	7
Blackbird	2	3		4	2		2	1	1	8	23
Blackcap	5	5		8	2		4	4	6	10	44
Garden Warbler										1	1
Chiffchaff	3	4	3	10	1		8	7		7	43
Willow Warbler	1	2			1			3	1	2	10
Goldcrest		2	6	4			2		1	1	16
Lesser Redpoll				1							1
Total Ringed	22	30	22	43	12	3	20	38	19	70	279
Number of Species	10	11	8	13	9	2	7	12	10	15	18

Table 41: Juvenile birds ringed in Webb's Wood by year:

Species	2016	2017	2018	2019	2020	2021	2022	2023	2024	2025	Totals
Great Spotted Woodpecker			1		1						2
Nuthatch					2				2		4
Treecreeper		1	1	2			1				5
Blue Tit	4	14	25	22	3	32	9	16	17	59	201
Great Tit	2	18	23	14	4	18	11	16	6	19	131
Coal Tit	5	15	6	2	2	6		8	2	11	57
Marsh Tit	1	4	5	2	1	1	1	3	3	5	26
Long-tailed Tit	8	1			4			1		2	16
Wren	2	4	9	12	4	3	3	1	5	7	50
Dunnock	1	1			1				1		4
Grey Wagtail						1					1
Robin	11	14	4	14	13	3	5	7	7	10	88
Redwing	1	1	16	3	1	8	10	3	11	1	55
Song Thrush	1	1			2					1	5
Blackbird	1		1	1	1	1			1	1	7
Blackcap	2		3	4	1		1		2	13	26
Garden Warbler										1	1
Chiffchaff	5		16	4	2	1	1	3	7	19	58
Willow Warbler	3		5	1					1	1	11
Goldcrest	11	19	4	27	21	24	15	13	7	24	165
Chaffinch		3		1						1	5
Brambling							2	2			4
Goldfinch		3									3
Redpoll	1					18	2	15		3	39
Bullfinch	2	2						1			5
Total Ringed	61	101	119	109	63	116	61	89	72	178	969
Number of Species	17	15	14	14	16	12	12	13	14	17	25

Webb's Wood Summary:

An excellent year with a new species for the wood: Firecrest, and a return to the wood for a species with only one prior example: Garden Warbler, ringed in May 2014, followed by an adult male in May and a recently fledged juvenile in early June. It is definitely a first breeding record for Webb's Wood.

It was our best ever year in Webb's Wood in every criterion. Even if we cut the number of Blue Tits down to the average, it is still the best. Particularly pleasing was the number of adult birds in breeding condition that we caught. Firstly, there were 15 species processed, which is two more than the previous best, which was in 2019, but 70 individuals is 27 more than the previous best, also in 2019. Blackcap was the best represented with 10, followed by Blue Tit and Long-tailed Tit on nine each. This translated into our best ever catch of juvenile birds. Even without the juvenile Blue Tits (59 in what was an exceptional breeding season for them), it was a better catch than any other year. The number of species was the best since 2016, helped by the addition of the Garden Warbler as a breeding species.

Blakehill Farm

Fig. 15: Blakehill Farm



Blakehill Farm Site Report

Blakehill Farm was visited on the following occasions: Chelworth side: 11th and 23rd August, 5th and 27th September; Whitworth Building side: 16th August and 11th October 2025.

It was a very difficult year for us at Blakehill Farm. We can only work there when the weather is calm, and wind seems to be the key feature of climate change in our local area. As mentioned last year, the hedgerow on the Chelworth side has been properly layered, as per the requirements of their agricultural management scheme. This does mean that it will be a couple of years before it gets back to full production. This meant that we were using the plateau mainly, which is completely exposed to the wind. Hence the very few sessions.

Table 42: Birds ringed at Blakehill Farm in the period:

Species	11/08	16/08	23/08	05/09	27/09	11/10	Totals
Kestrel				1			1
Magpie						1	1
Treecreeper		1					1
Blue Tit		9	2	12		11	34
Great Tit		4	1				5
Long-tailed Tit		3				8	11
Wren	1	2		1		1	5
Dunnock				2		1	3
Meadow Pipit					2		2
Stonechat	3						3
Whinchat			4	2			6
Robin		5				2	7
Blackcap		5		1			6
Whitethroat	9	1	4	1	1		16
Lesser Whitethroat	4	2	1	1			8
Chiffchaff		5	1	7	5	2	20
Willow Warbler	2		1	2			5
Goldcrest						3	3
Goldfinch		3					3
Greenfinch			1				1
Reed Bunting				1	1		2
Grand Total	19	40	15	30	9	32	143
Number of Species	5	11	8	11	4	8	21

Table 43 Birds retrapped at Blakehill Farm in the period:

Species	11/08	16/08	23/08	05/09	27/09	11/10	Totals
Blue Tit		1				1	2
Long-tailed Tit		1					1
Wren	1		1		1		3
Whitethroat			3	1			4
Grand Total	1	2	4	1	1	1	10
Number of Species	1	2	2	1	1	1	4

Table 44: Blakehill Farm session statistics by year:

	16/17	17/18	18/19	19/20	20/21	21/22	22/23	23/24	24/25	25/26
No. of Sessions	11	8*	11	9	15	6*	11	11*	15	5
No. of Species	30	29	26	28	29	28	29	25	26	21
Total Ringed	304	381	462	300	480	215	271	346	343	143
Total Retrapped	21	29	25	13	33	22	27	14	37	5
Total Processed	325	410	487	313	433	247	298	360	380	148
Avg. Ringed	27.6	47.6	42.0	33.3	28.9	35.7	24.6	31.5	22.9	28.6
Avg. Retrapped	1.9	3.6	2.3	1.4	2.2	5.5	2.5	1.3	2.5	1.0
Avg. Processed	29.5	51.6	44.3	34.8	31.1	41.2	27.1	32.7	25.3	29.6

* Excludes the numbers for specialist sessions

Table 45: Birds ringed at Blakehill Farm by year:

Species	16/17	17/18	18/19	19/20	20/21	21/22	22/23	23/24	24/25	25/26	Totals
Sparrowhawk		1									1
Kestrel	1	1			1					1	4
Barn Owl			1			1					2
Curlew						1		1			2
Snipe			3	1		1					5
Jack Snipe			1	3							4
Woodpigeon					2						2
Swallow	7	18		1	2		2				30
House Martin					1						1
Skylark				1							1
Green Woodpecker								2			2
Great Spotted Woodpecker	1										1
Treecreeper					1					1	2
Jackdaw		1									1
Maggpie	2				2	1				1	6
Blue Tit	13	46	15	49	15	17	36	44	22	34	291
Great Tit	10	39	10	10	16	6	17	16	14	5	143
Coal Tit		1									1
Long-tailed Tit	9	13	3	1	10	17	18	7	8	11	97
Wren	8	11	8	8	13	9	11	15	21	5	109
Dunnock	2	15	15	8	12	4	4	10	13	3	86
Spotted Flycatcher							1				1
Tree Pipit			1				1				2
Meadow Pipit	16	45	155	95	166	53	70	120	55	2	777
Stonechat	7	5	2	4	7	5	2	5	9	3	49
Whinchat	2	6	15		9	12			4	6	54
Wheatear						1					1
Redstart	1				2			2	3		8
Robin	10	15	8	8	19	7	15	15	15	7	119
Redwing	83		84	40	84	38	15	1	1		346
Song Thrush	3	1		3		2	4		2		15
Blackbird	14	4	16	5	7	4	7	2	2		61
Grasshopper Warbler							1				1
Sedge Warbler				1	1	1	1		1		5
Blackcap	1	14	4	4	11	2	6	9	5	6	62
Garden Warbler							1				1
Whitethroat		18	8	11	4	2	6	6	10	16	81
Lesser Whitethroat	2	4	5	2	3	1	6	6	4	8	41
Chiffchaff	8	40	16	8	37	9	22	15	58	20	233
Willow Warbler	2	6		4	8	2	4	1	3	5	35
Goldcrest	5	4	3	1			2	4	3	3	25
Chaffinch	4	5	3	3		5		2	3		25
Greenfinch	4				1		1			1	7
Goldfinch	5	43	10	4	4	2	3	5	9	3	88
Linnet	26	2	16	5	3	1		2	7		62
Redpoll		1					2				3
Bullfinch	6	2					5		1		14
Starling	4	7	2	1		1		1	3		19
House Sparrow		3	15	2	9	9	3	2	3		46
Reed Bunting	47	6	43	17	30	7	5	31	31	2	219
Yellowhammer	1										1
Grand Total	304	377	462	300	480	221	271	324	310	143	3192
Number of Species	30	30	26	28	29	29	29	25	27	21	51

Table 46: Individual birds processed at Blakehill Farm by year:

Species	16/17	17/18	18/19	19/20	20/21	21/22	22/23	23/24	24/25	25/26	Totals
Sparrowhawk		1									1
Kestrel	1	1			1					1	4
Barn Owl			1			1					2
Curlew						1		1			2
Snipe			3	1		1					5
Jack Snipe			1	3							4
Woodpigeon					2						2
Swallow	7	18		1	2		2				30
House Martin					1						1
Skylark				1							1
Green Woodpecker								2			2
Great Spotted Woodpecker	1										1
Treecreeper					1					1	2
Jackdaw		5									5
Maggie	2				2	1				1	6
Blue Tit	15	47	18	50	17	21	36	47	28	35	314
Great Tit	11	39	14	10	19	12	18	17	20	8	168
Coal Tit		1									1
Long-tailed Tit	10	20	4	1	12	27	18	8	21	12	133
Wren	9	11	10	8	14	13	12	16	29	6	128
Dunnock	2	16	17	9	14	9	6	10	13	3	99
Spotted Flycatcher							1				1
Tree Pipit			1				1				2
Meadow Pipit	16	45	157	95	166	53	71	120	65	2	790
Stonechat	7	5	2	4	7	5	2	5	8	3	48
Whinchat	2	6	15		9	12			4	6	54
Wheatear						1					1
Redstart	1				2			2	3		8
Robin	11	17	9	8	19	7	17	15	12	7	122
Redwing	83		84	40	84	38	15	1	1		346
Song Thrush	4	1		3		2	4		2		16
Blackbird	14	4	18	5	8	4	9	3	2		67
Grasshopper Warbler							1				1
Sedge Warbler				1	1	1	1		1		5
Blackcap	1	14	4	4	11	2	6	9	7	6	64
Garden Warbler							1				1
Whitethroat		18	8	11	4	2	6	6	11	17	83
Lesser Whitethroat	2	4	5	2	3	1	6	6	4	8	41
Chiffchaff	8	40	16	8	37	11	23	15	59	20	237
Willow Warbler	2	6		4	8	2	4	1	3	5	35
Goldcrest	5	4	3	1			2	4	2	3	24
Chaffinch	4	5	3	3		5		2	3		25
Goldfinch	5	43	10	4	4	2	3	5	9	3	88
Linnet	26	2	16	5	3	1		2	7		62
Lesser Redpoll		1					2				3
Greenfinch	4				1		1			1	7
Bullfinch	6	2					5		1		14
Starling	4	7	2	1		1		1	3		19
House Sparrow		3	15	2	9	9	5	2	3		48
Reed Bunting	51	6	47	19	33	7	5	31	36	2	237
Yellowhammer	1										1
Grand Total	315	392	483	304	494	252	283	331	357	150	3361
Number of Species	30	30	26	28	29	29	29	25	27	21	51

Table 47: Adult birds in breeding condition at Blakehill Farm by year:

Species	2016	2017	2018	2019	2020	2021	2022	2023	2024	2025	Totals
Curlew								1			1
Woodpigeon					1						1
Barn Owl			1			1					2
Magpie					2						2
Blue Tit	2	1		4	1		5	1	2		19
Great Tit	1	1	3	1	4		4	1	3		20
Long-tailed Tit		1							4		5
Wren		1	3		2		1		8		15
Dunnock		5	6	3	3	1	4		4		28
Meadow Pipit									1		1
Whinchat						1					2
Robin		4	3	1	1		4	2	2		17
Redstart					1				2		3
Song Thrush							1				1
Blackbird	1	3	7	3	3	1	3	3			24
Blackcap		3	1		4		3		3		16
Garden Warbler							1				1
Whitethroat		2	6	1	1				4		15
Lesser Whitethroat		2	5			1	5	1	1		15
Chiffchaff		6	5	1	2		7		7		29
Willow Warbler		1			2		3		1		7
Chaffinch		2	3		1						7
Goldfinch		1	2	1	2				1		8
Linnet	12		1	3					1		18
Bullfinch		2					2				4
House Sparrow		2	4		3		4		1		16
Reed Bunting			3		3			1	1		10
Total Ringed	16	37	53	18	36	5	47	10	46	0	287
Number of Species	4	16	15	9	17	5	14	7	17	0	27

Table 48: Juvenile birds ringed at Blakehill Farm by year:

Species	2016	2017	2018	2019	2020	2021	2022	2023	2024	2025	Totals
Kestrel	1	1								1	3
Woodpigeon					1						1
Swallow	7	17		1	2		2				29
House Martin					1						1
Skylark				1							1
Jackdaw		2									2
Maggie	2					1				1	4
Green Woodpecker								1			1
Great Spotted Woodpecker	1										1
Treecreeper					1					1	2
Blue Tit	5	48	10	38	10	14	21	24	20	33	223
Great Tit	3	37	5	7	10	5	12	9	14		102
Coal Tit		1									1
Long-tailed Tit		1									1
Wren	5	10		3	3	6	7	4	14	5	57
Duncock	1	9	4	3	6	1	2	5	6	3	40
Spotted Flycatcher							1				1
Tree Pipit							1				1
Meadow Pipit	12	39	126	87	151	51	65	110	56	2	699
Stonechat	5	4	2	4	6		2	2	4	2	31
Whinchat	2	2	9		7	10			4	6	40
Wheatear						1					1
Redstart	1				1				1		3
Robin	6	10	4	4	16	3	8	7	3	7	63
Redwing	51		66	29	58	34	14				252
Song Thrush	2	1		3		1	2		1		10
Blackbird	6	1	2	1	2	2	3				17
Grasshopper Warbler							1				1
Sedge Warbler				1	1	1	1		1		5
Blackcap	1	10	3	3	7	2	3	8	4	6	47
Whitethroat		14	2	9	2	2	3	2	7	14	55
Lesser Whitethroat		2		3	3		1		3	7	19
Chiffchaff	1	33	8	8	34	5	17	8	49	20	183
Willow Warbler		4		2	6		1		1	5	15
Goldcrest	4	4	2				1			3	14
Chaffinch		2		2		3			3		10
Goldfinch	3	40	8	3	2	2	3		8	3	72
Lesser Redpoll		1					2				3
Linnet		1	11	2	2	1		2			19
Greenfinch	3				1						4
Bullfinch									1		1
Starling	3	7	1	1		1			3		16
House Sparrow					1						1
Reed Bunting	23	3	16	13	20	6	5	24	31	1	142
Yellowhammer	1										1
Total Ringed	149	304	279	228	354	152	178	206	234	120	2204
No. of Species	24	27	17	23	26	21	24	13	21	18	45

Blakehill Farm Summary

As with last year, Curlew were seen and heard in the Spring and Summer, but we didn't attempt to catch them this year. There were lots of sightings of our two tagged Curlew in and around the area: particularly the fields around Red Lodge. It cannot be stressed what a disappointing year it was for us at Blakehill. That was entirely down to the weather. As a result we have no figures for adults in breeding condition this year, and juvenile birds were entirely those caught on passage. Hopefully we will have more opportunity this year, but the windy and rainy conditions that we have experienced so far this Spring is of concern.

The biggest disappointment was the lack of Meadow Pipits. They just don't seem to have overwintered in any numbers this year. Not as many Stonechat this year, but numbers of Whinchat were an improvement on last year. Hopefully that will continue. Nice to catch juveniles of both Kestrel and Maggie, the first for five and 4 years respectively.

The key highlight: the return of Whinchat to our catch, for the first time in three years, with four caught out on the plateau:
 Fig 16 Juvenile Kestrel, *Falco tinnunculus*



Braydon Forest Consolidated Report

This consolidated report includes ad hoc and curtailed session data alongside the individual site summaries. That includes my garden, the village of Purton falling within the boundary of the Braydon Forest – although that was also severely curtailed by the wind.

Table 49: Summary of birds ringed in the Braydon Forest by year:

Species	16/17	17/18	18/19	19/20	20/21	21/22	22/23	23/24	24/25	25/26	Totals
Buzzard				2							2
Sparrowhawk		1		1	2	1		1		1	7
Kestrel	1	1			1					1	4
Curlew						1		1			2
Snipe			3	1		2					6
Jack Snipe			1	3							4
Barn Owl			1	2		1		2	1	13	7
Woodpigeon			1	2	10	4	1	3	1		22
Stock Dove					1				1		2
Collared Dove	1				1	1					3
Swallow	37	43	14	4	2	1	2			1	104
House Martin	16	3			1						20
Skylark				1							1
Green Woodpecker	1							2			3
Great Spotted Woodpecker	15	8	5	10	10	7	4	11	10	8	88
Nuthatch	20	29	17	15	18	12	17	20	29	22	199
Treecreeper	19	17	23	19	15	10	15	11	15	11	155
Jackdaw		1			1			2			4
Jay	1	3	2	6	1	2			4		19

Maggie	2				3	1				1	7
Blue Tit	217	370	436	601	334	450	369	397	357	767	4298
Great Tit	160	195	214	234	168	177	165	231	168	214	1926
Coal Tit	64	83	69	79	50	35	37	60	33	68	578
Marsh Tit	18	27	17	29	21	13	19	18	24	41	227
Long-tailed Tit	73	45	61	107	59	63	83	72	127	122	812
Wren	69	75	63	81	67	56	51	47	74	74	657
Dunnoch	34	37	23	31	30	20	16	22	31	22	266
Pied Wagtail					1				1		2
Grey Wagtail						1					1
Tree Pipit			1				1				2
Meadow Pipit	16	47	155	95	167	60	70	120	55	2	787
Spotted Flycatcher	3	1	1	2			1			1	9
Wheatear						1					1
Redstart	1				2			2	3	3	11
Stonechat	7	5	2	4	7	5	2	5	8	3	48
Whinchat	2	6	16		9	12			4	6	55
Robin	160	120	63	100	136	79	92	81	99	112	1042
Redwing	106	12	130	70	123	102	34	26	33	7	643
Song Thrush	24	17	4	21	16	16	8	6	10	14	136
Blackbird	63	39	38	65	70	29	27	22	30	26	409
Grasshopper Warbler							1				1
Sedge Warbler		1		1	1	1	1		1		6
Reed Warbler					2	1					53
Blackcap	89	96	73	84	54	72	47	52	62	122	751
Garden Warbler	8	12	3	8	1	2	4	1	6	11	56
Whitethroat	7	24	12	19	19	5	9	10	15	25	145
Lesser Whitethroat	3	11	8	7	9	4	7	6	4	12	71
Chiffchaff	101	128	73	81	75	43	64	57	139	138	899
Willow Warbler	31	33	28	16	29	13	15	17	24	23	229
Goldcrest	96	55	73	148	109	78	87	92	72	87	897
Firecrest				1					1	3	5
Chaffinch	39	41	53	45	40	34	20	35	26	50	383
Brambling			5		1	1	2	1			10
Goldfinch	116	97	39	67	72	28	98	35	18	12	582
Greenfinch	10	3	1	16	27	1	3	13	4	1	79
Redpoll	24	3	24	5	30	73	16	51	9	11	246
Siskin	8		6	2	5	9			3	2	35
Linnet	26	2	16	5	3	1		2	7		62
Bullfinch	37	30	4	13	9	10	11	6	6	6	132
Starling	4	8	5	9	56	16	12	38	12	3	163
House Sparrow	3	3	15	7	14	10	3	4	3		62
Reed Bunting	50	9	44	19	30	9	6	32	32	2	233
Yellowhammer	1										1
Grand Total	1783	1741	1842	2138	1912	1573	1420	1614	1562	2036	17621
Number of Species	44	41	43	45	49	48	38	40	42	40	63

Table 50: Summary of birds retrapped in the Braydon Forest by year:

Species	16/17	17/18	18/19	19/20	20/21	21/22	22/23	23/24	24/25	25/26	Totals
Barn Owl								1	2		3
Great Spotted Woodpecker	3	9	4	4	5	9	5	3	4	8	54
Woodpigeon							1				1
Collared Dove	1										1
Nuthatch	8	14	26	11	13	20	7	8	21	11	139
Treecreeper	8	5	3	8	2	3	1	3	2	2	37
Jay							1				1
Blue Tit	118	170	191	268	177	224	136	164	119	288	1855
Great Tit	120	123	120	161	123	149	103	151	90	139	1279
Coal Tit	51	102	48	27	23	45	46	55	35	51	483
Marsh Tit	39	40	27	32	29	42	33	35	37	52	366
Long-tailed Tit	48	34	20	35	15	14	8	19	29	22	244
Wren	18	20	20	28	18	22	17	17	24	21	205
Dunnock	23	14	8	11	9	10	8	7	13	18	121
Meadow Pipit			3		1		1		2		7
Stonechat	2										2
Whinchat					1						1
Robin	81	62	24	28	39	40	49	26	50	33	432
Redwing		1									1
Song Thrush	10	2	1	2		1	2		2		20
Blackbird	28	24	11	20	31	12	12	11	8	11	168
Blackcap	21	16	5	7	5	2		5	6	7	74
Garden Warbler		2	4	2			1	2		1	12
Whitethroat		2	1			1		3	1	7	15
Lesser Whitethroat						3	2				5
Chiffchaff	23	23	4	16	3	7	9	11	4	15	115
Willow Warbler	5	9	4	3		3	1	3	6	6	40
Goldcrest	14	17	12	42	20	12	17	6	16	10	166
Chaffinch	4	1	4	2	4	1		4		6	26
Brambling						1					1
Greenfinch								1			1
Goldfinch	7	5	6	5	3	1	8	2			37
Redpoll			1			3		2		1	7
Siskin				1							1
Bullfinch	7	14	1		2	2					26
Starling				1	5		1	3	2		12
House Sparrow							2				2
Reed Bunting	5		5	2	6		1	1	5		25
Grand Total	644	709	553	716	534	627	472	543	478	709	5985
Number of Species	23	23	25	23	22	24	25	25	22	20	38

Table 51: Summary of individual birds processed in the Braydon Forest by year:

Species	16/17	17/18	18/19	19/20	20/21	21/22	22/23	23/24	24/25	25/26	Totals
Buzzard				2							2
Sparrowhawk		1		1	2	1	1	1		1	8
Kestrel	1	1			1					1	4
Curlew						1		1			2
Snipe			3	1		2					6
Jack Snipe			1	3							4
Barn Owl			1			1	1	3		1	7
Woodpigeon			1	2	10	4	2	3	1		23
Stock Dove					1				1		2
Collared Dove	1				1	1					3
Swallow	37	43	14	4	2	1	2			1	104
House Martin	16	3			1						20
Skylark				1							1
Green Woodpecker	1							2			3
Great Spotted Woodpecker	16	13	8	13	13	11	6	12	14	11	117
Nuthatch	23	32	26	19	22	21	21	22	38	25	249
Treecreeper	24	21	25	24	16	11	16	13	17	12	179
Jackdaw		1			1			2			4
Jay	1	5	2	6	1	2	1		4		22
Maggie	2				3	1				1	7
Blue Tit	287	445	517	709	448	531	437	468	416	838	5096
Great Tit	211	246	273	290	214	232	212	284	208	257	2427
Coal Tit	86	129	88	90	60	48	51	76	49	83	760
Marsh Tit	28	44	26	37	29	26	32	24	33	51	330
Long-tailed Tit	99	72	77	123	73	74	84	81	143	133	959
Wren	77	83	71	86	71	65	58	56	82	79	728
Dunnock	38	46	28	35	35	26	19	23	33	26	309
Pied Wagtail					1				1		2
Grey Wagtail						1					1
Tree Pipit			1				1				2
Meadow Pipit	16	47	157	95	167	60	71	120	56	2	709
Spotted Flycatcher	3	1	1	2			1			1	9
Wheatear						1					1
Redstart	1				2			2	3	3	11
Stonechat	7	5	2	4	7	5	2	5	8	3	48
Whinchat	2	6	16		9	12			4	6	55
Robin	188	154	75	110	146	99	111	94	121	125	1223
Redwing	106	13	130	70	123	102	34	26	33	7	644
Song Thrush	28	19	5	23	16	17	10	6	11	14	149
Blackbird	79	56	46	73	84	38	38	30	33	34	511
Grasshopper Warbler							1				1
Sedge Warbler		1		1	1	1	1		1		6
Reed Warbler					2	1					3
Blackcap	99	110	78	89	55	74	47	55	64	126	797
Garden Warbler	8	13	6	10	1	2	5	2	6	11	64
Whitethroat	7	26	13	19	19	6	9	11	16	28	154
Lesser Whitethroat	3	13	8	7	9	6	9	6	4	12	77
Chiffchaff	111	140	74	84	77	45	69	62	141	145	948
Willow Warbler	34	42	31	18	29	15	16	20	30	28	263
Goldcrest	101	68	76	159	115	81	93	94	76	92	955
Firecrest				1					1	3	5
Chaffinch	43	40	55	46	42	35	20	39	26	51	397
Brambling			5		1	2	2	1			11
Goldfinch	123	104	44	71	74	29	100	37	18	12	612
Greenfinch	10	4	1	16	27	1	3	11	4	1	78
Redpoll	24	3	24	5	30	74	16	51	9	12	248
Siskin	8		6	2	5	9			3	2	35
Linnet	26	3	16	3		1		2	7		58
Bullfinch	42	43	5	13	10	12	11	6	6	6	154
Starling	4	11	5	9	57	16	12	41	14	3	172

House Sparrow	3	6	15	7	14	10	5	4	3		67
Reed Bunting	54	9	48	21	33	9	6	32	34	2	248
Yellowhammer	1										1
Grand Total	2079	2122	2104	2404	2160	1823	1636	1828	1772	2249	20177
Number of Species	44	41	43	44	48	48	41	40	41	40	63

Table 52: Adult birds in breeding condition in the Braydon Forest by year:

Species	2016	2017	2018	2019	2020	2021	2022	2023	2024	2025	Totals
Barn Owl			1			1	1	2	2	1	8
Woodpigeon				1	5	1		1	1		9
Stock Dove					1				1		2
Collared Dove	1				1						2
Swallow	1		1								2
Green Woodpecker								1			1
Great Spotted Woodpecker		2		1	3	1				2	9
Nuthatch	1	1			5	2	2	5	8	16	40
Treecreeper	1	10	3	2	1	4		4	1	4	30
Jackdaw								2			2
Magpie					3						3
Jay		1	2	2	1				1		7
Blue Tit	20	16	40	46	30	41	21	19	23	92	348
Great Tit	15	6	18	13	22	38	8	13	7	69	209
Coal Tit	4	3	4	6	6	10	1	1	2	19	56
Marsh Tit	4	7	3	3	6	3		1	1	13	41
Long-tailed Tit	6	24	8	13	12	6	6	14	14	21	124
Wren	7	25	13	12	11	17	19	12	21	27	164
Dunnock	5	17	9	11	7	15	6	7	10	14	101
Meadow Pipit									1		1
Stonechat										1	1
Whinchat						1					1
Spotted Flycatcher				2							2
Redstart					1				2		3
Robin	12	43	16	16	11	24	19	20	20	27	192
Song Thrush	3	8	3	9	9	8	6	6	6	6	64
Blackbird	13	37	18	32	46	24	18	16	14	27	245
Blackcap	25	54	33	41	19	29	29	18	28	43	319
Garden Warbler	2	8	7	8		2	5	2	4	5	43
Whitethroat		3	8	6	6	4	6	4	6	7	50
Lesser Whitethroat	1	2	7	5	4		8	1	1	3	32
Chiffchaff	12	43	15	40	17	17	37	28	34	42	285
Willow Warbler	9	22	8	10	9	11	10	17	19	16	131
Goldcrest	3	8	8	11	6	3	2	2	2	10	55
Chaffinch		2	6		4	13	2	3	2	10	42
Goldfinch	2	1	15	12	51	8		10	6	6	111
Redpoll				1					1		2
Greenfinch	2		1	1	28	1		9	4		46
Siskin	2				1						3
Linnet	12		1	3		1			1	3	21
Bullfinch	6	20	4	3	3	3	2	2	3	1	47
House Sparrow	2	2	4	1	12	6	4	2	1	2	36
Starling			3			2		2	5	1	13
Reed Bunting		2	3	1	3	3	1	2	1	3	19
Grand Total	171	367	262	312	344	299	213	226	253	491	2938
Number of Species	26	26	29	29	32	30	22	30	34	29	44

Table 53: Juvenile birds ringed in the Braydon Forest by year:

Species	2016	2017	2018	2019	2020	2021	2022	2023	2024	2026	Totals
Buzzard				2							2
Sparrowhawk				1		1	1	1			4
Kestrel	1	1								1	3
Snipe						1					1
Woodpigeon				1	2	3	1	2			9
Collared Dove						1					1
Swallow	35	41	13	4	2	1	2			1	99
House Martin	16	3			1						20
Green Woodpecker	1							1			2
Great Spotted Woodpecker	2	2	3	3	4	4	2	2	2	4	28
Nuthatch		6		1	2	1	1	1	6		18
Treecreeper	11	7	11	16	10	3	9	4		5	76
Jackdaw		5			1						6
Maggpie	2					1				1	4
Jay									1		1
Blue Tit	82	234	229	348	172	232	147	150	125	436	2155
Great Tit	62	127	118	141	108	80	72	113	64	128	1013
Coal Tit	28	51	37	50	27	15	15	19	10	34	286
Marsh Tit	12	20	11	23	16	9	14	14	16	28	163
Long-tailed Tit	20	2		11	18		9	1	15	27	103
Wren	40	43	42	59	49	34	29	27	41	40	404
Dunnock	12	24	9	15	19	6	8	14	15	11	133
Wheatear						1					1
Grey Wagtail						1					1
Meadow Pipit	12	41	127	87	152	57	65	88	47	2	678
Spotted Flycatcher	3	1	1				1				6
Stonechat	5	4	2	4	6		2	2	4	2	31
Whinchat	2	2	9		7	10			4	6	40
Redstart	1				1			2	1	3	7
Robin	105	88	35	73	118	42	63	56	68	84	732
Redwing	66	5	88	54	80	79	29	22	19	2	444
Song Thrush	18	10		11	5	7	4		3	6	64
Blackbird	29	15	12	22	32	6	9	7	9	5	146
Grasshopper Warbler							1				1
Sedge Warbler		1		1	1	1		1	1		6
Reed Warbler					2	1					3
Blackcap	24	41	41	41	36	41	15	37	34	77	387
Garden Warbler	1	5		2	1				2	6	17
Whitethroat	5	19	5	12	12	2	3	5	10	20	93
Lesser Whitethroat		5	1	2	5		1	5	3	9	31
Chiffchaff	31	86	51	41	63	20	32	30	99	106	559
Willow Warbler	8	11	20	6	18	2	6	3	9	11	94
Goldcrest	79	44	41	113	93	64	69	66	54	78	701
Firecrest				1					1	1	3
Chaffinch	5	18	6	20	9	12	6	8	6	17	107
Brambling						1	2				3
Goldfinch	73	83	16	36	29	11	95	17	9	3	372
Greenfinch	5	3		8	4		2	2		1	25
Redpoll	11	1	1	1	13	32	8	25	5	6	101
Siskin					2				2		4
Linnet		1	10	2	2	1		2			18
Bullfinch	12	8		3	6	1	2	2	3	5	42
Starling	3	8	1	4	36	12		27	7	2	100
House Sparrow					1			2			3
Reed Bunting	25	4	16	13	20	6	5	24	29	1	143
Yellowhammer	1										1
Grand Total	848	1070	956	1232	1185	802	730	782	724	1168	9498
Number of Species	37	38	28	37	41	38	34	35	34	35	56

Braydon Forest Discussion

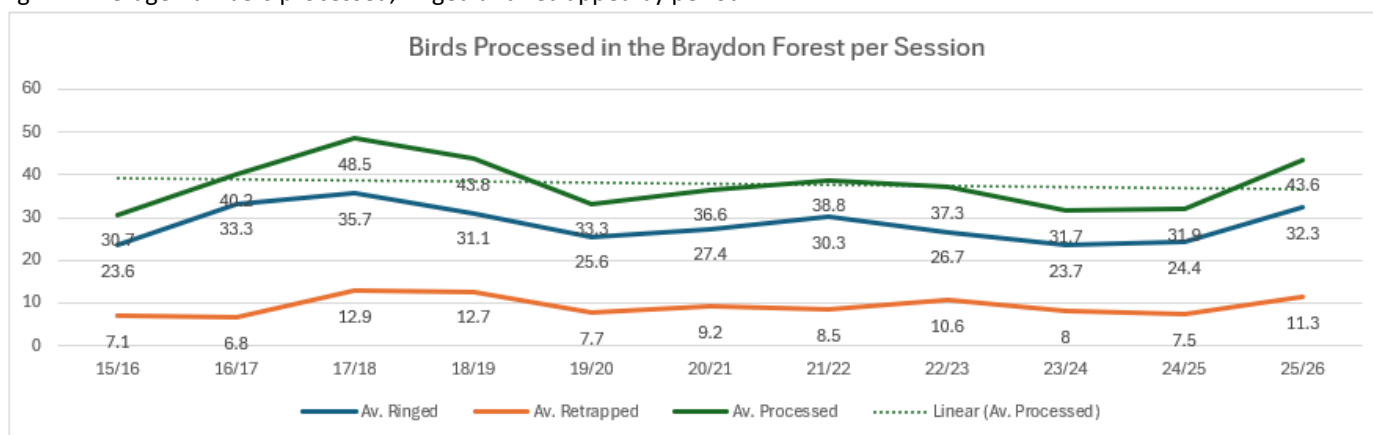
Catch Summary

For this report I have decided to include a table to show the comparative effort across the Forest, as I have done for each individual site:

Table 54: Braydon Forest consolidated session statistics by year

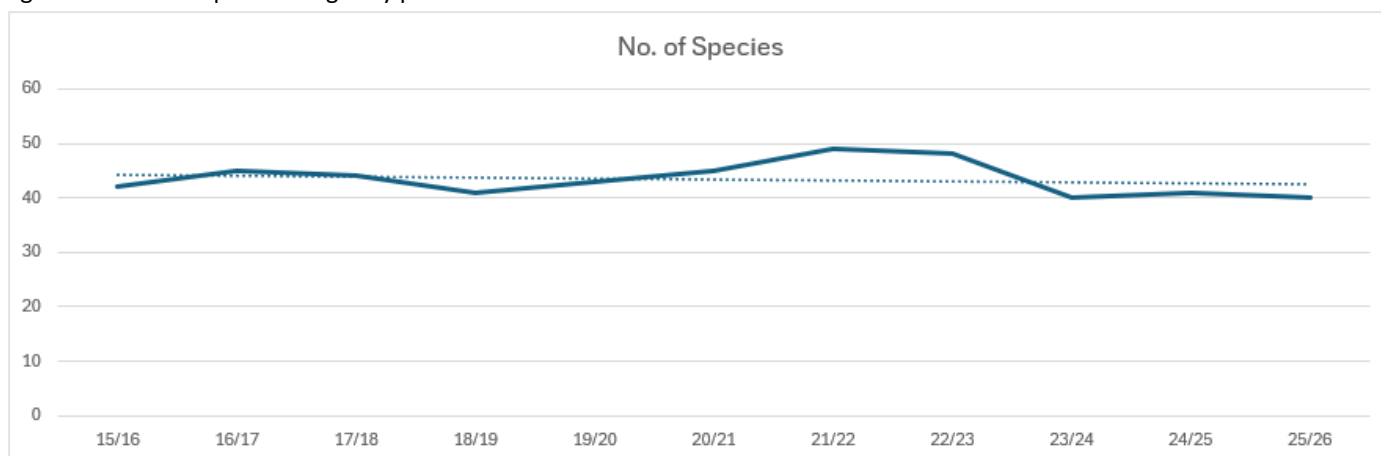
	16/17	17/18	18/19	19/20	20/21	21/22	22/23	23/24	24/25	25/26
No. of Sessions	66	50	56	72	78	63	59	68	64	63
No. of Species	45	44	41	43	45	49	48	40	41	40
Total Ringed	2201	1783	1741	1842	2138	1912	1573	1614	1562	2036
Total Retrapped	450	644	709	553	716	534	627	543	478	709
Total Processed	2651	2427	2450	2395	2854	2446	2200	2157	2040	2745
Avg. Ringed	33.3	35.7	31.1	25.6	27.4	30.3	26.7	23.7	24.4	32.3
Avg. Retrapped	6.8	12.9	12.7	7.7	9.2	8.5	10.6	8.0	7.5	11.3
Avg. Processed	40.2	48.5	43.8	33.3	36.6	38.8	37.3	31.7	31.9	43.6

Fig. 17: Average numbers processed, ringed and retrapped by period



As is clear from the graph, although the number of sessions varies quite widely, the actual catch numbers have remained relatively constant, with a slight trajectory decrease over time. The species mix remains constant across the ten years.

Fig.18: Number of species caught by period:



The most surprising thing about this year is just how much we have caught and processed when between January and the end of March we only managed 15 sessions.

Nothing can beat the catch of three Firecrest in one single annual period. We have previously caught singles in 2015/16 and 2019/20, in Ravensroost Wood and Red Lodge respectively, but we have never caught three before in the same year. These also included firsts for Somerford Common and Webb's Wood.



Fig. 19: Redstart, *Phoenicurus phoenicurus*

To catch three in one session is astonishing. To catch them in Ravensroost Meadows is the first time we had even seen them in that area. We have caught three in a year before, all on autumn passage at Blakehill Farm in 2024.

It was the most amazing year for Marsh Tits, with 41 ringed and a total of 51 individuals caught over the course of the year. In the calendar year 2025 we ringed 39 Marsh Tits in the Braydon Forest: that is 5.5% of all Marsh Tits ringed in England. It is 45% of all Marsh Tits ringed in Wiltshire, in a tiny proportion of the suitable woodland (0.0005% of broadleaved woodland in England). Alongside that, it was a phenomenal year for Blue Tits as well as Marsh Tits. 767 Blue Tits ringed and 838 individual birds processed during this year is the highest we have ever had.

Again, excellent numbers of warblers with Blackcap, Garden Warbler, Whitethroat, Lesser Whitethroat and Chiffchaff all returning their best numbers of individuals processed in this decade. In ringing terms, the Chiffchaff was one fewer than last year and the Garden Warbler best ringed for eight years.

The downsides were mainly due to the lack of activity at Blakehill Farm. However, Redwing numbers have continued their massive decline across the whole of the Forest. Some of that is down to the change of the hedgerow at Blakehill but the catch elsewhere, particularly Somerford Common, has also declined dramatically. We have seen flocks of them around, and flying over, just not coming down to net height.

Breeding Summary

Table 55: Breeding Summary in the Braydon Forest

Year	Adults		Juveniles		Nestlings		Total	
	No.	Species	No.	Species	No.	Species	No.	Species
2013	58	21	941	20			999	27
2014	166	26	976	29			1142	34
2015	193	30	1198	32			1391	39
2016	163	26	787	33			950	37
2017	382	27	1067	33	12	2	1457	40
2018	262	29	868	26	6	1	1136	35

2019	310	29	1179	31	6	1	1495	40
2020	367	34	1105	36	10	2	1482	40
2021	276	32	721	36	22	3	1019	49
2022	213	22	731	33	30	3	974	40
2023	226	30	781	29	22	3	1029	31
2024	253	34	730	35	20	1	1003	40
2025	491	29	1168	35	16	2	1659	30
Totals	3360	43	12252	56	128	3	14077	63

Movement Between Sites Within the Braydon Forest

Table 56: Movements between sites within the Braydon Forest

Species Name	Ring Number	Date Caught	Place Retrapped	Ringing Date	Ringing Site	Distance Moved (km)	Direction Moved	Elapsed Time (Days)
Blue Tit	BAN5065	11/03/26	Webb's Wood	25/02/26	The Firs	0.67	N	14
Blue Tit	BDJ2523	31/12/25	The Firs	16/08/25	Blakehill Farm	6.76	NE	137
Blue Tit	BTK2031	03/01/26	Somerford Common West	28/11/25	Red Lodge	4.31	ENE	36
Blue Tit	BTK2284	02/02/26	Ravensroost Wood	03/01/26	Somerford Common West	1.1	S	30
Chaffinch	BDJ2882	03/12/25	Somerford Common	15/11/25	The Firs	2.02	E	18
Chaffinch	BEH0766	20/11/25	Somerford Common	22/05/25	The Firs	2.02	E	182
Chaffinch	BTK2125	18/03/26	Somerford Common West	03/12/25	Somerford Common	0.71	SE	105
Chaffinch	BTK2141	31/12/25	The Firs	03/12/25	Somerford Common	2.02	W	28
Great Tit	PY65478	31/12/25	The Firs	20/08/25	Webbs Wood	0.67	S	133
Great Tit	PZ81425	30/11/25	Somerford Common West	08/11/25	Ravensroost Wood	1.1	N	22
Marsh Tit	BTK2093	07/03/26	Ravensroost Wood	30/11/25	Somerford Common West	1.1	S	97

Slightly more variety than last year.

Movement In and Out of the Forest

This section covers the capture of birds within the Forest boundary that were not originally ringed within the Forest or ringed within the Forest boundary and subsequently recaptured elsewhere and that have not been reported in earlier annual reports.

Table 57: Birds controlled, ringed or recovered in the Braydon Forest:

Species	Ring No.	Site Ringed	Date Ringed	Age Ringed	Site Recaptured	Date Recaptured	Distance km	Direction Moved (Degrees)	Elapsed Time (days)
Great Tit	BHJ2021	Nightingale Wood, Swindon	08/11/25	Juvenile	Ravensroost Wood	02/02/26	20	265 (W)	86
Blue Tit	BPH5834	Buscot, Oxon	19/09/25	Juvenile	Ravensroost Wood	07/03/26	22	245(WSW)	169
Willow Warbler	PXX726	Somerford Common	10/08/24	Juvenile	Waterhay	17/07/25	8	25(NNE)	341
Starling	LL66394	Blakehill Farm - East	08/10/23	Adult	Buscot, Oxon	16/11/25	15	69(ENE)	770
Chiffchaff	RBA991	Longbridge Deverill	21/09/24	Juvenile	The Firs	22/05/25	50	22(NNE)	243
Blue Tit	BEH0593	Red Lodge	27/02/25	2 nd Calendar Year	Berwick Bassett	11/07/25	16	163(SSE)	133

Longevity

The average lifespan of most small passerines is between 2 and 3 years. Mortality of 1st year birds is 70 – 80% and mortality of 2nd year and subsequent birds is 40 – 50%. Any that have made it past 4 years are doing well, and worth noting. In this case, any bird ringed as an adult and caught over three years later has been counted as being over four years old, if not four years from the date of ringing.

Table 58: Birds caught in the Forest approximately 4 years or older:

Species	Ring No.	Site Ringed	Date Ringed	Age Ringed	Site Recaptured	Date Recaptured	Elapsed Time (days)
Blackbird	LJ52371	Somerford Common	36/06/18	Adult	Somerford Common	06/08/25	2601
Long-tailed Tit	NPC539	Ravensroost Wood	16/10/21	Full Grown	Ravensroost Wood	18/05/25	1593
Long-tailed Tit	NPC540	Ravensroost Wood	16/10/21	Full Grown	Ravensroost Wood	18/05/25	1593

Lapwing:

Over the past couple of years the Wiltshire & Swindon Biological Records Centre has been running a Lapwing monitoring project in Wiltshire, working with various local farming hubs to provide information and protection. This includes farms in the Braydon Forest. Two of them: Plain Farm and Somerford Farm have successfully hatched chicks in this period. In June last year I had the privilege of ringing the brood at Plain Farm:



Fig. 20: Lapwing chick, *Vanellus vanellus*

ISSUES:

As with last year, the only real issue was the weather: very windy and frequently wet. Even worse than last year, I had to cancel 44 sessions, with subsequent impact on catches.

For the second time that I am aware of, last winter the Vale of the White Horse Hunt set their hounds into the Firs. I only this because I was working there at the time. As before they scared an awful lot of wildlife, but they did not make a kill.

ACKNOWLEDGEMENTS:

As normal, I would like to thank the Wiltshire Wildlife Trust, Forestry England and Natural England for giving me continuing permission to work on their land and for seeing value in my projects. Especially I would like to thank Kate Wollen, Nikki Morgans, Nick Self, Jonathan Clarke, Ellie Povey and Robin Griffiths for their help, support and advice.

I would like to thank Forestry England and the Swindon Wildlife Group for their financial help towards this project. This year I have been well supported, as usual, by my brilliant team. They know who they are and my thanks to all of them for their help.

As ever, a big thanks to my wife Lilian, for her continuing uncomplaining support and tolerance of being woken up at unearthly hours at least once, and often twice or more, per week.

Finally, I have used the Ordnance Survey OS Maps service for map data for the sites using their subscription option that allows me to reproduce them in my reports.

BIBLIOGRAPHY:

Baker, J.: Identification of European Non-Passerines 2016

Published by BTO Books

Balmer, Gillings, Caffrey, Swann, Downie & Fuller: Bird Atlas 2007 – 11.

Published by BTO Books

Birdguides Ltd : Birds of the Western Palaearctic – interactive DVD edition comprising both the original BWP by Cramp & Simmons and the Concise Edition.

Bunn D.S., Warburton A.B., Wilson R.D.S.: The Barn Owl 1982

Published by T & AD Poyser

Demongin, Laurent: Identification Guide To Birds In The Hand 1996

Published by the author. Translated by George Candelin

Robinson, R.A. (2005) BirdFacts: profiles of birds occurring in Britain & Ireland (BTO Research Report 407). BTO, Thetford (<http://www.bto.org/birdfacts>)

Svensson, Lars: Identification Guide to European Passerines 5th Edition 2023

Published by the author, distributed by the British Trust for Ornithology

Wiltshire Ornithological Society: Birds of Wiltshire (2007)

Appendix 1: Binomial Classification of birds in the report

Vernacular	Order	Family	Genus	Species
Buzzard	Accipitriformes	Accipitridae	Buteo	buteo
Sparrowhawk	Accipitriformes	Accipitridae	Accipiter	nisus
Kestrel	Falconiformes	Falconidae	Falco	tinnunculus
Tawny Owl	Strigiformes	Strigidae	Strix	aluco
Barn Owl	Strigiformes	Tytonidae	Tyto	alba
Curlew	Charadriiformes	Scolopacidae	Numenius	arquata
Snipe	Charadriiformes	Scolopacidae	Gallinago	gallinago
Jack Snipe	Charadriiformes	Scolopacidae	Lymoncryptes	minimus
Lapwing	Charadriiformes	Charadriidae	Vanellus	vanellus
Kingfisher	Coraciiformes	Alcedinidae	Alcedo	atthis
Woodpigeon	Columbiformes	Columbidae	Columba	palumbus
Stock Dove	Columbiformes	Columbidae	Columba	oenas
Green Woodpecker	Piciformes	Picidae	Picus	viridis
Great Spotted Woodpecker	Piciformes	Picidae	Dendrocopos	major
Nuthatch	Passeriformes	Sittidae	Sitta	europaea
Treecreeper	Passeriformes	Certhiidae	Certhia	familiaris
Swallow	Passeriformes	Hirundinidae	Hirundo	rustica
House Martin	Passeriformes	Hirundinidae	Delichon	urbica
Jackdaw	Passeriformes	Corvidae	Coloeus	monedula
Skylark	Passeriformes	Alaudidae	Alauda	arvensis
Jay	Passeriformes	Corvidae	Garrulus	glandarius
Magpie	Passeriformes	Corvidae	Pica	pica
Blue Tit	Passeriformes	Paridae	Cyanistes	caeruleus
Great Tit	Passeriformes	Paridae	Parus	major
Coal Tit	Passeriformes	Paridae	Periparus	ater
Marsh Tit	Passeriformes	Paridae	Poecile	palustris
Long-tailed Tit	Passeriformes	Aegithalidae	Aegithalos	caudatus
Goldcrest	Passeriformes	Sylviidae	Regulus	regulus
Firecrest	Passeriformes	Sylviidae	Regulus	ignicapilla
Grasshopper Warbler	Passeriformes	Sylviidae	Locustella	Naevia
Sedge Warbler	Passeriformes	Sylviidae	Acrocephalus	schoenobaenus
Reed Warbler	Passeriformes	Sylviidae	Acrocephalus	scirpaceus
Blackcap	Passeriformes	Sylviidae	Sylvia	atricapilla
Garden Warbler	Passeriformes	Sylviidae	Sylvia	borin
Whitethroat	Passeriformes	Sylviidae	Curruca	communis
Lesser Whitethroat	Passeriformes	Sylviidae	Curruca	curruca
Chiffchaff	Passeriformes	Sylviidae	Phylloscopus	collybita
Willow Warbler	Passeriformes	Sylviidae	Phylloscopus	trochilus
Wren	Passeriformes	Troglodytidae	Troglodytes	troglodytes
Dunnock	Passeriformes	Prunellidae	Prunella	modularis
Meadow Pipit	Passeriformes	Motacillidae	Anthus	pratensis
Tree Pipit	Passeriformes	Motacillidae	Anthus	trivialis
Pied Wagtail	Passeriformes	Motacillidae	Motacilla	alba yarrellii
Grey Wagtail	Passeriformes	Motacillidae	Motacilla	cinerea
Whinchat	Passeriformes	Muscipapidae	Saxicola	rubetra
Stonechat	Passeriformes	Muscipapidae	Saxicola	rubicola
Spotted Flycatcher	Passeriformes	Muscipapidae	Muscipapa	striata
Wheatear	Passeriformes	Muscipapidae	Oenanthe	oenanthe
Redstart	Passeriformes	Muscipapidae	Phoenicurus	phoenicurus
Robin	Passeriformes	Muscipapidae	Erithacus	rubecula
Fieldfare	Passeriformes	Turdidae	Turdus	pilaris
Redwing	Passeriformes	Turdidae	Turdus	iliculus
Song Thrush	Passeriformes	Turdidae	Turdus	philomelos
Blackbird	Passeriformes	Turdidae	Turdus	merula
Chaffinch	Passeriformes	Fringillidae	Fringilla	coelebs
Goldfinch	Passeriformes	Carduelidae	Carduelis	carduelis

Redpoll	Passeriformes	Carduelidae	Carduelis	cabaret
Siskin	Passeriformes	Carduelidae	Carduelis	spinus
Bullfinch	Passeriformes	Carduelidae	Pyrrhula	pyrrhula
Reed Bunting	Passeriformes	Emberizidae	Emberiza	schoeniclus
Yellowhammer	Passeriformes	Emberizidae	Emberiza	citrinella